

TYPELIST 2020

DINING ROOM

CHAIRS

BEDROOM

STORAGE

ACCESSORY

Sizes in inches



Große Elbstraße 40
22767 Hamburg
Germany
Tel.: +49 40 31798362
Fax: +49 40 31975477
info@vitamin-design.com
www.vitamin-design.com

PRODUCT DIRECTORY

DINING ROOM		
AETAS		
	Table	9
	Bench	13
	Coffee table	15
	Stool	16
AETAS SPACE		
	Table	17
	Coffee table	18
	Stool	19
ALTUS		
	Coffee table	20
AMBER		
	Table	21
AMBIO		
	Table	22
	Bench	24
	Coffee table	25
	Stool	27
AMBIO-SPACE		
	Coffee table	28
CITIUS		
	Table	29
CONVERTO		
	Table	31
CREO		
	Table	32
CUBUS		
	Table	34
	Bench	37
	Coffee table	42
CULTUS		
	Table	43
DUCK		
	Table	44
FACHWERK		
	Table	45
FORTE		
	Table	47
	Bench	51
GO		
	Table	53
	Bench	54
IUSTUS		
	Table	55
KLOTZ		
	Coffee table	56
	Stool	57
LARGUS		
	Table	58
LIVING		
	Table	59
	Bench	60
LOCA		
	Table	62
LOTUS		
	Table	63
	Coffee table	64
	Stool	66
LUNA		
	Coffee table	67
LUNGO		
	Table	68
MARGO		
	Table	69
	Bench	75
MENA		
	Table	76
	Bench	78
	Coffee table	80
	Stool	88
NOJUS		
	Table	90
PALI		
	Stool	91
PAPILIO		
	Table	93
	Bench	96

PRODUCT DIRECTORY

PFEIFE		
	Coffee table	99
	Stool	100
RHOMBI		
	Table	101
	Coffee table	106
RUBI		
	Table	108
SAGA		
	Table	109
	Bench	110
SENA		
	Bench	111
	Coffee table	113
SLIM		
	Table	115
STEP		
	Stool	116
STILUS		
	Table	117
TANTUM		
	Stool	118
TAURUS		
	Table	119
	Bench	123
	Coffee table	126
	Stool	129
TUBER		
	Stool	131
UNA		
	Table	132
	Bench	133
	Stool	134
VARIUS		
	Table	135
VERSO		
	Table	139
VIVUS		
	Table	140

ZIRKEL		
	Table	142
	Coffee table	143
CHAIRS		
AETAS		
	Chair	149
INTUS		
	Chair	150
NOMI		
	Chair	151
TAU		
	Chair	152
BEDROOM		
AETAS		
	Bed	154
	Night table	155
AETAS SPACE		
	Night table	156
CALOR		
	Bed	157
CARA		
	Bed	158
KLOTZ		
	Night table	159
MEA		
	Bed	160
MENA		
	Night table	161
NOTE		
	Sideboard	164
PFEIFE		
	Night table	165
QUADRA		
	Bed	166
SOMNIA		
	Bed	170
TAURUS		
	Bed	171

PRODUCT DIRECTORY

VILLA					
	Bed	172			
STORAGE					
AETAS					
	Shelf	173			
	Sideboard	174			
AETAS SPACE					
	Sideboard	175			
AMBIO					
	Sideboard	177			
CAVUS					
	Sideboard	179			
FACHWERK					
	Shelf	182			
GO					
	Shelf	183			
LINEA					
	Sideboard	188			
MENA					
	Shelf	190			
	Sideboard	192			
PISA					
	Shelf	193			
SENA					
	Shelf	195			
	Sideboard	196			
ACCESSORY					
BLOCK					
	Accessory	198			
HOLZMUSTER					
	Accessory	199			
KISSEN					
	Accessory	200			
LAZY-SUZY					
	Accessory	202			
PFLEGE SET					
	Accessory	204			
RÜCKENLEHNE					
				Accessory	205
				Accessory	207
				Accessory	208
				Accessory	210

ORDER GUIDELINES

Price groups:

- I** Ash (ES), Beech (BU), Core beech (KBU)
- II** Oak (EI), Knotty oak (AEI), Oak trunk (STAEI)
- III** American maple (AH)
- IV** American cherry (KI), Knotty American walnut (ANU)
- V** American walnut (NU)

Product groups:

- T** Table
- B** Bench
- C** Coffee table
- H** Stool
- S** Chair
- L** Bed
- N** Night table
- R** Shelf
- K** Sideboard
- Z** Accessory

Types of wood:

- ES** Ash
- BU** Beech
- KBU** Core beech
- EI** Oak
- AEI** Knotty oak
- STAEI** Oak trunk
- AH** American maple
- KI** American cherry
- NU** American walnut
- ANU** Knotty American walnut

Possible extensions:

- AP** Extension leafs
- ZA** Frame pullout butterfly leafs
- EP** Inside lying leafs
- SP** Folding butterfly leafs

Treatment:

- O** Oiled
- WKO** Chalked
- WO** White oiled
- RO** Untreated

Linoleum

- 4023 Nero
- 4132 Ash
- 4154 Burgundy
- 4155 Pewter
- 4157 Pearl
- 4164 Salsa
- 4166 Charcoal
- 4172 Mauve
- 4174 Conifer
- 4175 Pebble
- 4176 Mushroom
- 4177 Vapour
- 4178 Iron
- 4179 Smokey Blue
- 4180 Aquavert
- 4181 Midnight Blue
- 4182 Spring Green
- 4183 Pistachio
- 4184 Olive
- 4185 Powder
- 4186 Orange Blast

MDF

- MDF-SLG Lightgrey
- MDF-SCZ Grey
- MDF-SBL Black
- MDF-SCB Chocolate
- MDF-SYW Yellow
- MDF-SOR Orange
- MDF-SSC Red
- MDF-SVI Purple
- MDF-SRB Blue
- MDF-SGM Mintgreen

Microfiber

- MSC Black
- MBR Brown
- MBE Beige
- MGR Grey
- MWE Vinered

Leather

- LSC Black
- LBR Brown
- LBE Beige
- LDB Dark Brown
- LRO Red
- LWE White

IMPORTANT ORDERING INFORMATION

DINING ROOM

Standard height:

Tables 75 cm (29 1/2"), Benches 45 cm (17 3/4"), Coffee tables 45 cm (17 3/4").

Depending on model different height +/- 3cm (1 1/8") 85 EUR

CHAIRS

The chairs are always 2 pcs. in a carton. Ordering only in pairs.

Armchairs are always 1 pcs. in a carton.

BEDROOM

Standard height: see price list by model.

STORAGE

Custom-made production of cabinets, cupboards, shelves, TV cabinets.

For price calculation we request: sketch or drawing, wood type, treatment.

TREATMENT

Standard coating: treatment with herbal oil. Supplement for white oiled 9%.

We are also delighted to fulfill your special bespoke order whenever we can. Please ask.

CUSTOM-MADE PRODUCTION

Outside of our standard portfolio we produce bespoke solid wood furniture. We design and produce contract furniture for hotels, restaurants, office and conference rooms.

We also gladly customize products within our portfolio in accordance to special wishes of the client.

USEFUL INFORMATION REGARDING SOME TYPES OF WOOD

Ash - Color ranges from a cream to a very light brown heartwood with wide, lighter colored sapwood.

Oak - Some random color and grain, small pieces, small knots and mineral streaks.

The knotty oak - like standard with open knots and cracks.

Alternatively can be closed at a 44 EUR surcharge with following colors:

black, dark brown, wood-colored, transparent, silver.

American maple is a very homogeneous and decorative wood. The color is nearly white. Like a standard treatment is being chalked so that the surface does not cause yellowing in the future.

American walnut - Premium quality. No knots, sapwood-free, with possibly some small knots and natural, slight variations in color.

Upon request without an additional charge expressive and lively walnut with wide color variation, heart, sap, small knots.

Basis of our offer is series production. Therefore, special request orders, which are different from price list specification only be made after our authorization.

With publication of this catalogue any former product catalogues become void.

The prices for timber is never constant for long. Thereby can be short term price changes.

GENERAL REMARKS

Vitamin design sets great value on the naturalness of the wood because wood gives us life. During the manufacturing of our natural wood furniture, we make sure that the essential properties such as open pores, antistatic effect, breathability and odour filtering are preserved. We are committed to maintaining the highest quality standards at all times. Real wood furniture is made of renewable raw materials. Wherever possible, we use wood from sustainable forestry, mostly from Europe. The most beautiful solid wood in a high quality design and excellent quality of workmanship.

The furniture is manufactured in an ecologically sound manner. All wood finishing products comply with the stringent requirements of the EN 71 standard. In order to preserve the naturalness of the wood, vitamin design finishes its furniture with an oil that has been specially developed for real wood furniture. This oil finish provides protection against drying out, dust and dirt. The great advantage over lacquered furniture is the improved indoor climate. Natural oils and waxes penetrate deep into the wood.

They keep it healthy and elastic and prevent it from drying out. The wood can breathe, moisture can be released. The wood surface remains naturally matt. This easy-to-maintain surface finish is characterised by particularly high surface hardness and durability. Any dents or marks can be removed easily, and even after years of use, the surfaces look like new. Smaller heavily worn or damaged areas can be refinished without visible marks simply by cleaning and applying new oil. Our solid wood furniture is environmentally friendly!

We recommend to ensure appropriate ventilation in humid rooms so that the furniture remain clean and beautiful even longer. On the other hand, overly dry air will likewise promote warping of the solid wood pieces. Inappropriate positioning or storing in a humid or cold environment will cause the wood to warp. Solid wood furniture should be positioned in such a way that uniform exposure to sunlight is ensured, avoiding positions where some areas remain in the shade permanently while others are exposed to sunlight all the time. In particular, table extension plates should be stored under similar light exposure conditions like the table itself for at least 2 months after delivery, as the wood is prone to change its colour.

NO CRACKS FORMING IN THE WOOD?

Our wood is dried, partly under vacuum, in special drying ovens. This process reduces warping and cracking of the wood. However, some cracks may nevertheless form in the wood. This does not represent any grounds for a complaint. Wood is a natural material, therefore responds to climatic influences.

In fact, wood is a material that adjusts to the conditions of its surroundings and responds to any changes. This ability becomes evident during extended and warmer dry periods, as these may cause an increased number of cracks to form in the wood. However, these cracks partly disappear after the end of the dry period.

Cracks in the wood are rather a logical consequence of using on a natural raw material. This includes environmental influences such as extreme temperature variations, too low or too high humidity, exposure to direct sunlight, floor heating. For this reason, it is essential to follow the care instructions for our solid wood furniture.

Cracks are natural processes, are inevitable and not unusual. They do not, however, affect the durability and long service life of the wood.

CLEANING

For everyday cleaning, solid wood furniture should be wiped with a dry or, if desired, with a dampened cloth but never with a wet cloth. Please clean slightly soiled areas with furniture soap and a woollen cloth. Do not use any fat-dissolving household detergents or steam cleaners. For any more heavily soiled areas or water marks that may form over time, we recommend sanding the surface with 120 - 280 grit paper and refinishing the surface with a suitable oil. Please note that marks resulting from wetness can only be removed after drying. Make sure to cover a large area around the soiled spot to prevent colour variations.

CARE

Being a natural material, wood needs care to preserve its beneficial characteristics over a long time. We recommend oiling the wood 3 to 4 times during the first year and every 6 months to 3 years after that. Prior to oiling, slightly sand (roughen) the furniture surface, and apply the oil sparingly with a woollen cloth. Allow to soak briefly and remove any excess oil with a lint-free cotton or woollen cloth. Polish dry surface with the cloth. All treatments in the direction of the wood grain.

REPAIR

Solid wood furniture has the advantage that scratches can be removed by sanding. Sand down the damaged area with 100-140 grit paper (depending on the damage) always moving in the direction of the wood grain, until the scratch is no longer visible. In order to avoid any colour variations, sanding should always be carried out over a large area. Smooth-sand the surface starting with 180 grit paper and finishing with 280 grit paper. Remove sanding dust carefully and apply oil richly. Allow to soak for 10-15 min and remove any excess oil with a lint-free cotton or woollen cloth. Polish dry surface with the cloth. Roughen small dents with sanding paper. Place a dampened cloth over the dent and steam thoroughly with a smoothing iron. Make sure that the cloth is sufficiently damp and that the iron does not directly touch the wood. This procedure will make the wood expand, the dents disappear. Allow the area to dry completely, sand down with paper, then remove sanding dust carefully and apply oil richly. Allow to soak for 10-15 min and remove any excess oil with a lintfree cotton or woollen cloth. Polish dry surface with the cloth.

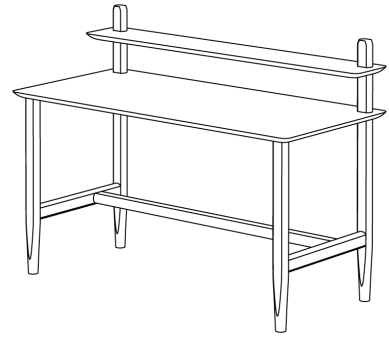
VARIATION

Typical solid wood properties that are inherent to the material, customary in the trade and generally and scientifically accepted are not covered by our warranty. Variations in terms of dimensions, shape and workmanship are reserved. All dimensions specified are approximate dimensions. Every furniture is unique in its wood selection. Different colour nuances, knots, cracks, discolourations and grain pattern bring a natural and unique look. Therefore, display pieces cannot be a binding standard for newly produced furniture in its wood selection, colour nor grain pattern.

TABLE AETAS SECRETARY (T_AETAS-H_2.5_B6x4)

Affectionate design across time

Standard coating: treatment with herbal oil.
 Solid wood table top 1" thick,
 full-length 2 3/4"-3 1/2" width staved.
 Standard height: 29 1/2"
 Leg profile: 2 3/8" x 1 1/8"




Length in	Width in	PRICE GROUPS (EUR)				
		I	II	III	IV	V
55 1/8	25 5/8	0	0	0	0	0

vitamin design

TABLE AETAS BASIC 3 (T_AETAS-B_3_B6x4)

Affectionate design across the time.

Standard coating: treatment with herbal oil.
 Solid wood table top 1 1/8" thick,
 full-length 2 3/4" – 3 1/2" width staved.
 Standard table height: 29 1/2"
 Leg profile: 2 3/8"x 1 5/8"




Length in	Width in	PRICE GROUPS (EUR)				
		I	II	III	IV	V
31 1/2	31 1/2	0	0	0	0	0
35 3/8	35 3/8	0	0	0	0	0
39 3/8	39 3/8	0	0	0	0	0
47 1/4	31 1/2	0	0	0	0	0
51 1/8	33 1/2	0	0	0	0	0
55 1/8	35 3/8	0	0	0	0	0
62	35 3/8	0	0	0	0	0
62	37 3/8	0	0	0	0	0
62	39 3/8	0	0	0	0	0
70 7/8	35 3/8	0	0	0	0	0
70 7/8	37 3/8	0	0	0	0	0
70 7/8	39 3/8	0	0	0	0	0
78 3/4	35 3/8	0	0	0	0	0
78 3/4	37 3/8	0	0	0	0	0
78 3/4	39 3/8	0	0	0	0	0
86 5/8	35 3/8	0	0	0	0	0
86 5/8	37 3/8	0	0	0	0	0
86 5/8	39 3/8	0	0	0	0	0
94 1/2	35 3/8	0	0	0	0	0
94 1/2	37 3/8	0	0	0	0	0
94 1/2	39 3/8	0	0	0	0	0

TABLE AETAS (T_AETAS_4_B8x6)

Affectionate design across the time.

Standard coating: treatment with herbal oil.
 Solid wood top 1 5/8" thick,
 full-length 2 3/4"-3 1/2" width staved.
 Standard height: 29 1/2"
 Leg profile: 3 1/8" x 2 3/8"




Length in	Width in	PRICE GROUPS (EUR)				
		I	II	III	IV	V
70 7/8	55 1/8	0	0	0	0	0
78 3/4	61	0	0	0	0	0

vitamin design

TABLE AETAS BASIC 4 (T_AETAS-B_4_B8x6)

Affectionate design across the time.

Standard coating: treatment with herbal oil.
 Solid wood top 1 5/8" thick,
 full-length 2 3/4"-3 1/2" width staved.
 Standard height: 29 1/2"
 Leg profile: 3 1/8" x 2 3/8"

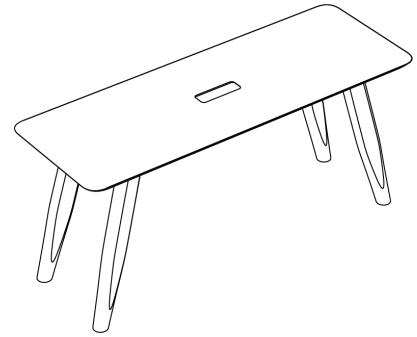


Length in	Width in	PRICE GROUPS (EUR)				
		I	II	III	IV	V
62	37 3/8	O	O	O	O	O
62	39 3/8	O	O	O	O	O
70 7/8	37 3/8	O	O	O	O	O
70 7/8	39 3/8	O	O	O	O	O
78 3/4	37 3/8	O	O	O	O	O
78 3/4	39 3/8	O	O	O	O	O
86 5/8	37 3/8	O	O	O	O	O
86 5/8	39 3/8	O	O	O	O	O
94 1/2	37 3/8	O	O	O	O	O
94 1/2	39 3/8	O	O	O	O	O

BENCH AETAS (B_AETAS_3_B6x4)

Affectionate design across the time.

Standard coating: treatment with herbal oil.
 Solid wood top 1 1/8" thick,
 full-length 2 3/4"-3 1/2" width staved.
 Standard height: 17 3/4"
 Leg profile: 2 3/8" x 1 5/8"



Length in	Width in	PRICE GROUPS (EUR)				
		I	II	III	IV	V
18 1/8	14 1/8	0	0	0	0	0
39 3/8	14 1/8	0	0	0	0	0
47 1/4	14 1/8	0	0	0	0	0
55 1/8	14 1/8	0	0	0	0	0
62	14 1/8	0	0	0	0	0
70 7/8	14 1/8	0	0	0	0	0
78 3/4	14 1/8	0	0	0	0	0
86 5/8	14 1/8	0	0	0	0	0

Bench 18 1/8"x14 1/8" without recessed grip.

vitamin design

BENCH AETAS RL (B_AETAS-RL_3_B6x4)

Affectionate design across the time.

Standard coating: treatment with herbal oil.

Solid wood top 1 1/8" thick,


full-length 2 3/4"-3 1/2" width staved.

Standard seat height: 17 3/4"

Height: 31 1/2"

Seat depth: 14 5/8"

Leg profile: 2 3/8" x 1 5/8"



Length in	Width in	PRICE GROUPS (EUR)				
		I	II	III	IV	V
55 1/8	19 5/8	O	O	O	O	O
62	19 5/8	O	O	O	O	O
70 7/8	19 5/8	O	O	O	O	O
78 3/4	19 5/8	O	O	O	O	O
86 5/8	19 5/8	O	O	O	O	O

COFFEE TABLE AETAS ROUND (C_AETAS-R_2.5_B6x4)


A nostalgic tripod.

Standard coating: treatment with herbal oil.

Solid wood top 1" thick,

full-length 2 3/4"-3 1/2" width staved.

Leg profile: 2 3/8" x 1 5/8"




L x W x H in	PRICE GROUPS (EUR)				
	I	II	III	IV	V
17 3/4x17 3/4x14	0	0	0	0	0
17 3/4x17 3/4x17 3/4	0	0	0	0	0
17 3/4x17 3/4x19 5/8	0	0	0	0	0
17 3/4x17 3/4x21 5/8	0	0	0	0	0
23 5/8x23 5/8x14	0	0	0	0	0
23 5/8x23 5/8x17 3/4	0	0	0	0	0
23 5/8x23 5/8x19 5/8	0	0	0	0	0
23 5/8x23 5/8x21 5/8	0	0	0	0	0
31 1/2x31 1/2x14	0	0	0	0	0
31 1/2x31 1/2x17 3/4	0	0	0	0	0
31 1/2x31 1/2x19 5/8	0	0	0	0	0
31 1/2x31 1/2x21 5/8	0	0	0	0	0

vitamin design

STOOL AETAS (H_AETAS_3_B6x4)

Affectionate design across the time.

Standard coating: treatment with herbal oil.
Solid wood top 1 1/8" thick,
full-length 2 3/4"-3 1/2" width staved.
Standard height: 17 3/4"
Leg profile: 2 3/8" x 1 5/8"



W x D x H in	PRICE GROUPS (EUR)				
	I	II	III	IV	V
18 1/8x14 1/8x17 3/4	0	0	0	0	0

TABLE AETAS SPACE (T_AETAS-SPACE_2.5_B6x4)

Affectionate design across time.

Standard coating: treatment with herbal oil.
Full-length:(2 3/4" – 3 1/2") width staved.

Top 1" thick.
Standard height: 29 1/2"
Leg profile: 2 3/8" x 1 1/8"




Length in	Width in	PRICE GROUPS (EUR)				
		I	II	III	IV	V
41 3/4	35	0	0	0	0	0

vitamin design

COFFEE TABLE AETAS SPACE (C_AETAS-SPACE_2.5_B6x4)

A nostalgic tripod.

Standard coating: treatment with herbal oil.
Solid wood top 1" thick,
full-length 2 3/4"-3 1/2" width staved.
Leg profile: 2 3/8" x 1 5/8"



L x W x H in	PRICE GROUPS (EUR)				
	I	II	III	IV	V
23 5/8x18 7/8x16 7/8	O	O	O	O	O
31 1/2x24 3/4x18 1/8	O	O	O	O	O

STOOL AETAS SPACE (H_AETAS-SPACE_2.5_B6x4)

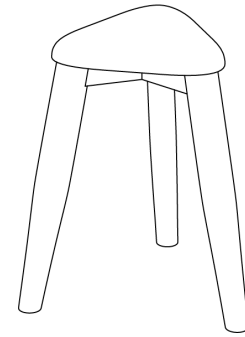
A nostalgic tripod.

Standard coating: treatment with herbal oil.

Top 1" thick.

Solid wood boards full-length width staved.

Leg profile: 2 3/8" x 1 1/8"



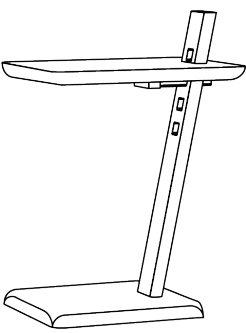
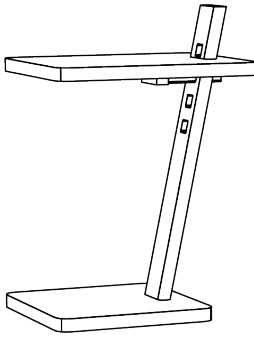
W x D x H in	PRICE GROUPS (EUR)				
	I	II	III	IV	V
12 5/8x12 5/8x17 3/4	0	0	0	0	0
12 5/8x12 5/8x24 3/8	0	0	0	0	0

vitamin design

COFFEE TABLE ALTUS (C_ALTUS_3_0)

Height adjustable in steps.

Standard coating: treatment with herbal oil.
 Solid wood top 1 1/8" thick, full-length 2 3/4"-3 1/2"
 width staved.



L x W x H in	PRICE GROUPS (EUR)				
	I	II	III	IV	V
24 5/8x14 x29 1/2	O	O	O	O	O
24 5/8x14 x32 5/8	O	O	O	O	O

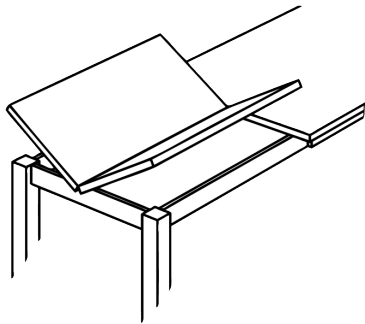
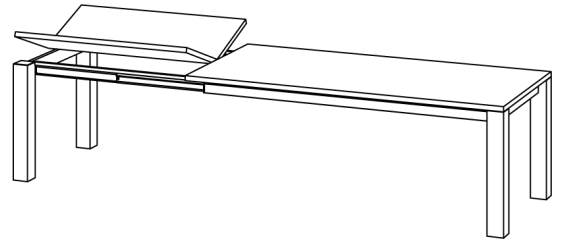
	I	II	III	IV	V
Accessory: Rolls for soft surface	O	O	O	O	O
Accessory: Rolls for hard surface	O	O	O	O	O
Chamfered edge	O	O	O	O	O

Other dimensions, wood types and treatment on demand.
 03/2020 Typelist. Subject to alterations and errors.

TABLE AMBER BUTTERFLY (T_AMBER-SP_3_B10x10)

Visible aluminium frame.
 Extendable in addition up to 46 1/8"
 with one folding butterfly leaf hidden in the table.

Standard coating: treatment with herbal oil.
 Solid wood table top 1 1/8" thick,
 full-length 2 3/4" – 3 1/2" width staved.
 Standard table height: 29 1/2"
 Frameheight: 3 1/8"
 Leg profile: 3 7/8"x 3 7/8"
 Prices with 1 extendable leaf 1x39 3/8", lengthwise
 grain.



Length in	Width in	PRICE GROUPS (EUR)				
		I	II	III	IV	V
62	35 3/8	0	0	0	0	0
62	37 3/8	0	0	0	0	0
62	39 3/8	0	0	0	0	0
70 7/8	35 3/8	0	0	0	0	0
70 7/8	37 3/8	0	0	0	0	0
70 7/8	39 3/8	0	0	0	0	0
78 3/4	35 3/8	0	0	0	0	0
78 3/4	37 3/8	0	0	0	0	0
78 3/4	39 3/8	0	0	0	0	0
86 5/8	35 3/8	0	0	0	0	0
86 5/8	37 3/8	0	0	0	0	0
86 5/8	39 3/8	0	0	0	0	0

Extension with continuous grain only available for up to max 118 1/8" total length.


	I	II	III	IV	V
One sided Butterfly-System L 39 3/8", lengthwise grain	Included				
One sided Butterfly-System L 46 1/8", lengthwise grain	0	0	0	0	0
One sided Butterfly-System L 39 3/8", continuous grain	0	0	0	0	0
One sided Butterfly-System L 46 1/8", continuous grain	0	0	0	0	0

vitamin design

TABLE AMBIO (T_AMBIO_3_B8x4)

Standard coating: treatment with herbal oil.

Solid wood table top 1 1/8" thick,
full-length 2 3/4" – 3 1/2" width staved.
Standard table height: 29 1/2"
Leg profile: 3 1/8" x 1 5/8"



Length in	Width in	PRICE GROUPS (EUR)				
		I	II	III	IV	V
47 1/4	35 3/8	0	0	0	0	0
47 1/4	37 3/8	0	0	0	0	0
47 1/4	39 3/8	0	0	0	0	0
55 1/8	35 3/8	0	0	0	0	0
55 1/8	37 3/8	0	0	0	0	0
55 1/8	39 3/8	0	0	0	0	0
62	35 3/8	0	0	0	0	0
62	37 3/8	0	0	0	0	0
62	39 3/8	0	0	0	0	0
70 7/8	35 3/8	0	0	0	0	0
70 7/8	37 3/8	0	0	0	0	0
70 7/8	39 3/8	0	0	0	0	0
78 3/4	35 3/8	0	0	0	0	0
78 3/4	37 3/8	0	0	0	0	0
78 3/4	39 3/8	0	0	0	0	0
86 5/8	35 3/8	0	0	0	0	0
86 5/8	37 3/8	0	0	0	0	0
86 5/8	39 3/8	0	0	0	0	0
94 1/2	35 3/8	0	0	0	0	0
94 1/2	37 3/8	0	0	0	0	0
94 1/2	39 3/8	0	0	0	0	0
102 3/8	35 3/8	0	0	0	0	0
102 3/8	37 3/8	0	0	0	0	0
102 3/8	39 3/8	0	0	0	0	0

TABLE AMBIO ROUND (T_AMBIO-R_3_B8x4)

Round solid wood table top, natural and elegant.

Standard coating: treatment with herbal oil.
 Solid wood table top 1 1/8" thick,
 full-length 2 3/4" – 3 1/2" width staved.
 Standard table height: 29 1/2"
 Leg profile: 3 1/8"x 1 5/8"



Length in	Width in	PRICE GROUPS (EUR)				
		I	II	III	IV	V
31 1/2	31 1/2	0	0	0	0	0
35 3/8	35 3/8	0	0	0	0	0
39 3/8	39 3/8	0	0	0	0	0
47 1/4	47 1/4	0	0	0	0	0
55 1/8	55 1/8	0	0	0	0	0

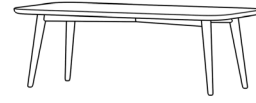
BENCH AMBIO (B_AMBIO_2.5_B5.1x2.5)

Round tapered table top and legs.

Standard coating: treatment with herbal oil.

Solid wood top 1" thick, full-length 2 3/4"-3 1/2" width staved.

Leg profile: 1" x 1"



Length in	Width in	PRICE GROUPS (EUR)				
		I	II	III	IV	V
39 3/8	15 3/4	O	O	O	O	O
47 1/4	15 3/4	O	O	O	O	O
55 1/8	15 3/4	O	O	O	O	O
62	15 3/4	O	O	O	O	O
70 7/8	15 3/4	O	O	O	O	O
78 3/4	15 3/4	O	O	O	O	O
86 5/8	15 3/4	O	O	O	O	O

COFFEE TABLE AMBIO (C_AMBIO_2.5_B2.5)

Contemporary archetypical form with confident character.

Standard coating: treatment with herbal oil.
Solid wood top 1" thick, full-length 2 3/4"-3 1/2" width staved.

Leg profile: 1" x 1"




L x W x H in	PRICE GROUPS (EUR)				
	I	II	III	IV	V
23 5/8x23 5/8x14	0	0	0	0	0
23 5/8x23 5/8x17 3/4	0	0	0	0	0
23 5/8x23 5/8x19 5/8	0	0	0	0	0
39 3/8x39 3/8x14	0	0	0	0	0
39 3/8x39 3/8x17 3/4	0	0	0	0	0
39 3/8x39 3/8x19 5/8	0	0	0	0	0
47 1/4x23 5/8x14	0	0	0	0	0
47 1/4x23 5/8x17 3/4	0	0	0	0	0
47 1/4x23 5/8x19 5/8	0	0	0	0	0

COFFEE TABLE AMBIO ROUND (C_AMBIO-R_2.5_B2.5)

Round tapered table top and legs.

Standard coating: treatment with herbal oil.
Solid wood top 1" thick, full-length 2 3/4"-3 1/2" width staved.

Leg profile: 1" x 1"




L x W x H in	PRICE GROUPS (EUR)				
	I	II	III	IV	V
17 3/4x17 3/4x14	O	O	O	O	O
17 3/4x17 3/4x17 3/4	O	O	O	O	O
17 3/4x17 3/4x19 5/8	O	O	O	O	O
23 5/8x23 5/8x14	O	O	O	O	O
23 5/8x23 5/8x17 3/4	O	O	O	O	O
23 5/8x23 5/8x19 5/8	O	O	O	O	O
31 1/2x31 1/2x14	O	O	O	O	O
31 1/2x31 1/2x17 3/4	O	O	O	O	O
31 1/2x31 1/2x19 5/8	O	O	O	O	O

STOOL AMBIO ROUND (H_AMBIO-R_2.5_B5.1x2.5)

Contemporary archetypical form with confident character. Round table top.

Standard coating: treatment with herbal oil.
 Solid wood top 1" thick.
 Standard height: 17 3/4"
 Leg profile: 2" x 1"



L x W x H in	PRICE GROUPS (EUR)				
	I	II	III	IV	V
14 1/8x14 1/8x17 3/4	0	0	0	0	0


vitamin design

COFFEE TABLE AMBIO-SPACE (C_AMBIO-SPACE_2.5_B5.5x2.5)

Rounded form with stylish tapered legs.

Standard coating: treatment with herbal oil.
 Solid wood top 1" thick, full-length 2 3/4"-3 1/2" width staved.

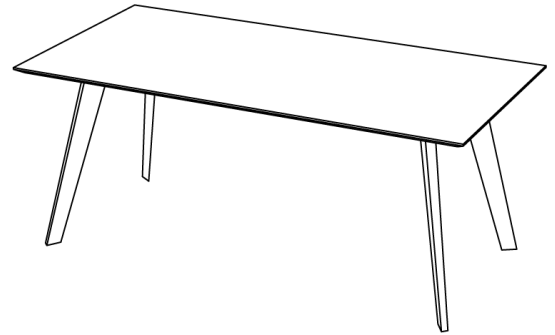
Leg profile: 2 1/8" x 1" tapered legs.



L x W x H in	PRICE GROUPS (EUR)				
	I	II	III	IV	V
23 5/8x20 1/2x19 5/8	0	0	0	0	0

TABLE CITIUS (T_CITIUS_2.5_B6x4)

Wooden table top which tapers towards the bottom.
 Triangle legs.
 Standard coating: treatment with herbal oil.
 Solid wood table top 1" thick,
 full-length 2 3/4" – 3 1/2" width staved.
 Frameheight: 2 3/4"
 Standard table height: 29 1/2"
 Leg profile: 2 3/8" x 1 5/8"



Length in	Width in	PRICE GROUPS (EUR)				
		I	II	III	IV	V
47 1/4	35 3/8	0	0	0	0	0
47 1/4	37 3/8	0	0	0	0	0
47 1/4	39 3/8	0	0	0	0	0
55 1/8	35 3/8	0	0	0	0	0
55 1/8	37 3/8	0	0	0	0	0
55 1/8	39 3/8	0	0	0	0	0
62	35 3/8	0	0	0	0	0
62	37 3/8	0	0	0	0	0
62	39 3/8	0	0	0	0	0
70 7/8	35 3/8	0	0	0	0	0
70 7/8	37 3/8	0	0	0	0	0
70 7/8	39 3/8	0	0	0	0	0
78 3/4	35 3/8	0	0	0	0	0
78 3/4	37 3/8	0	0	0	0	0
78 3/4	39 3/8	0	0	0	0	0
86 5/8	35 3/8	0	0	0	0	0
86 5/8	37 3/8	0	0	0	0	0
86 5/8	39 3/8	0	0	0	0	0

TABLE CITIUS SOFT (T_CITIUS-S_2.5_B6x4)

Slightly rounded edges. Wooden table top which tapers towards the bottom.

Triangle legs.

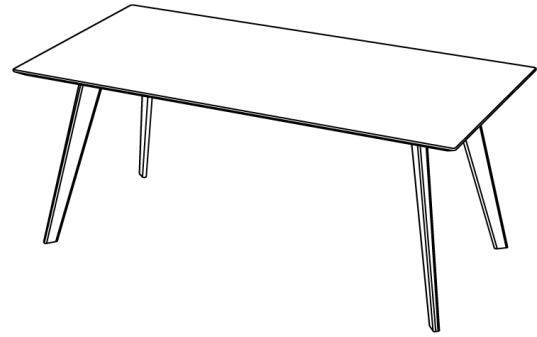
Standard coating: treatment with herbal oil.

Solid wood table top 1" thick, full-length 2 3/4" – 3 1/2" width staved.

Frameheight: 2 3/4"

Standard table height: 29 1/2"

Leg profile: 2 3/8"x 1 5/8"



Length in	Width in	PRICE GROUPS (EUR)				
		I	II	III	IV	V
47 1/4	35 3/8	0	0	0	0	0
47 1/4	37 3/8	0	0	0	0	0
47 1/4	39 3/8	0	0	0	0	0
55 1/8	35 3/8	0	0	0	0	0
55 1/8	37 3/8	0	0	0	0	0
55 1/8	39 3/8	0	0	0	0	0
62	35 3/8	0	0	0	0	0
62	37 3/8	0	0	0	0	0
62	39 3/8	0	0	0	0	0
70 7/8	35 3/8	0	0	0	0	0
70 7/8	37 3/8	0	0	0	0	0
70 7/8	39 3/8	0	0	0	0	0
78 3/4	35 3/8	0	0	0	0	0
78 3/4	37 3/8	0	0	0	0	0
78 3/4	39 3/8	0	0	0	0	0
86 5/8	35 3/8	0	0	0	0	0
86 5/8	37 3/8	0	0	0	0	0
86 5/8	39 3/8	0	0	0	0	0

TABLE CONVERTO BUTTERFLY (T_CONVERTO-SP_2.5_B7.5x7.5)

Clear form for timeless elegance.

Extendable in addition up to 39 3/8" with one or two folding butterfly leaves hidden in the table.

Standard coating: treatment with herbal oil.

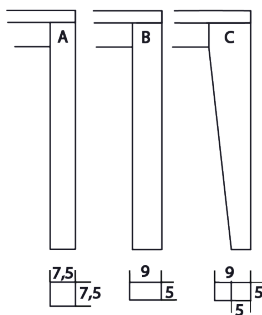
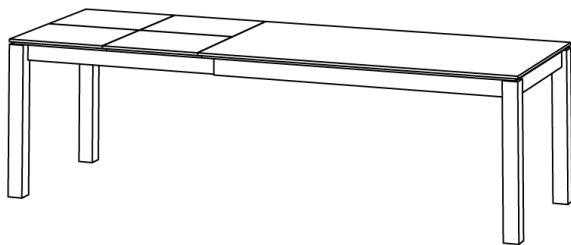
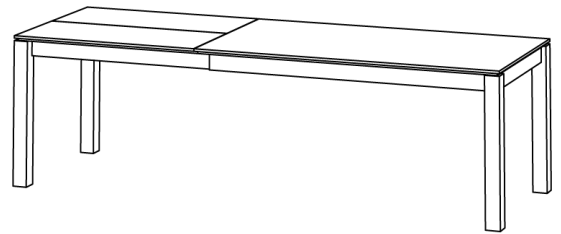
Solid wood table top 1" thick, full-length 2 3/4" – 3 1/2" width staved.

Frameheight: 3 1/8"

Standard table height: 29 1/2"

Standard leg profile: 2 15/16" x 2 15/16"

Prices with 1 extendable leaf 1x39 3/8", lengthwise grain.



Length in	Width in	PRICE GROUPS (EUR)				
		I	II	III	IV	V
55 1/8	35 3/8	0	0	0	0	0
55 1/8	37 3/8	0	0	0	0	0
55 1/8	39 3/8	0	0	0	0	0
59	35 3/8	0	0	0	0	0
59	37 3/8	0	0	0	0	0
59	39 3/8	0	0	0	0	0
62	35 3/8	0	0	0	0	0
62	37 3/8	0	0	0	0	0
62	39 3/8	0	0	0	0	0
70 7/8	35 3/8	0	0	0	0	0
70 7/8	37 3/8	0	0	0	0	0
70 7/8	39 3/8	0	0	0	0	0
78 3/4	35 3/8	0	0	0	0	0
78 3/4	37 3/8	0	0	0	0	0
78 3/4	39 3/8	0	0	0	0	0
86 5/8	35 3/8	0	0	0	0	0
86 5/8	37 3/8	0	0	0	0	0
86 5/8	39 3/8	0	0	0	0	0
94 1/2	35 3/8	0	0	0	0	0
94 1/2	37 3/8	0	0	0	0	0
94 1/2	39 3/8	0	0	0	0	0

Table base length 55 1/8" only available with one leaf 39 3/8".
Leaves in continuous grain only available for up to max 118 1/8" total length.

	I	II	III	IV	V
One sided Butterfly-System L 39 3/8", lengthwise grain	Included				
One sided Butterfly-System L 2x19 5/8", lengthwise grain	0	0	0	0	0
One sided Butterfly-System L 39 3/8", continuous grain	0	0	0	0	0
One sided Butterfly-System L 2x19 5/8", continuous grain	0	0	0	0	0
Foot: A 3"x3"	Included				
Foot: B 3 1/2"x2"	0	0	0	0	0
Foot: C 3 1/2"x2" tapered	0	0	0	0	0


Other dimensions, wood types and treatment on demand.
03/2020 Typelist. Subject to alterations and errors.

vitamin design

TABLE CREO (T_CREO_4_B5x5)

Contemporary archetypical form with confident character. Round table top.

Round solid wood table top 1 5/8" thick,
full-length 2 3/4" – 3 1/2" width staved.
Standard table height: 29 1/2"
Leg profile: 2" x 2"



Length in	Width in	PRICE GROUPS (EUR)				
		I	II	III	IV	V
62	62	0	0	0	0	0
70 7/8	70 7/8	0	0	0	0	0

TABLE CREO LINO (T_CREO-LINO_4_B5x5)


Clear lines vibrates elegance and style. Round table top in linoleum.

Round linoleum table top 1 5/8" thick.

Standard table height: 29 1/2"

Leg profile: 2" x 2"

Different linoleum colors for selection see order guidelines.

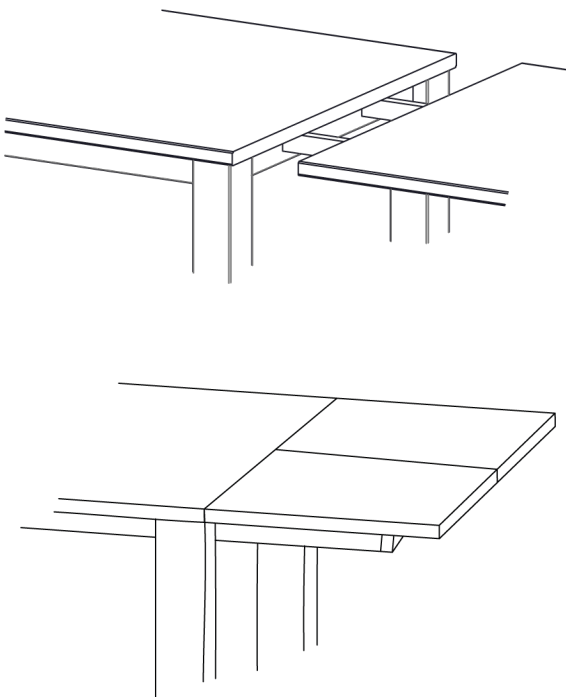
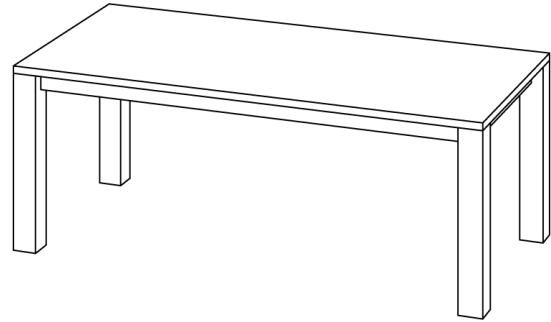


Length in	Width in	PRICE GROUPS (EUR)				
		I	II	III	IV	V
62	62	0	0	0	0	0

TABLE CUBUS 3 B10X10 (T_CUBUS_3_B10x10)

Sharp edges. Table top flush to legs.
Extendable with extra leaves
or frame pullout butterfly leaves.

Standard coating: treatment with herbal oil.
Solid wood table top 1 1/8" thick,
full-length 2 3/4"-3 1/2" width staved.
Frameheight: 2 3/4" (with frame pullout butterfly leaf
system)
Frameheight: 3 1/8" (with frame pullout butterfly leaf
system)
Standard table height: 29 1/2"
Leg profile: 3 7/8"x 3 7/8"
Frame pullout leaf possible with continuous grain.



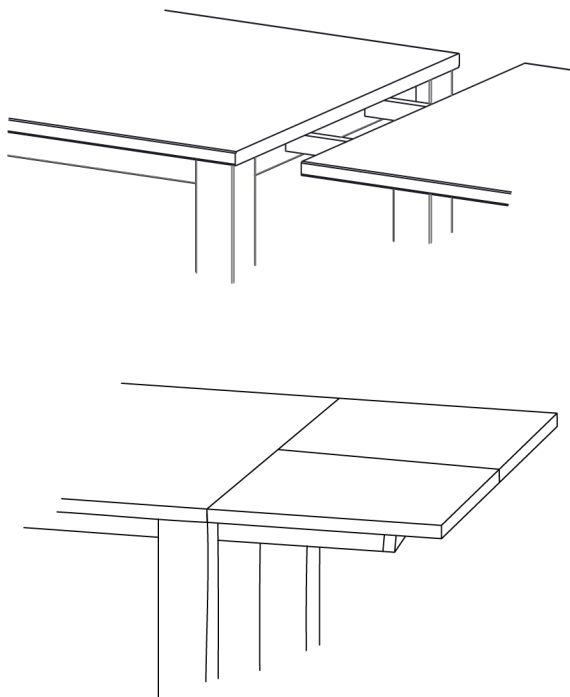

Length in	Width in	PRICE GROUPS (EUR)				
		I	II	III	IV	V
62	35 3/8	O	O	O	O	O
62	37 3/8	O	O	O	O	O
62	39 3/8	O	O	O	O	O
70 7/8	35 3/8	O	O	O	O	O
70 7/8	37 3/8	O	O	O	O	O
70 7/8	39 3/8	O	O	O	O	O
78 3/4	35 3/8	O	O	O	O	O
78 3/4	37 3/8	O	O	O	O	O
78 3/4	39 3/8	O	O	O	O	O
86 5/8	35 3/8	O	O	O	O	O
86 5/8	37 3/8	O	O	O	O	O
86 5/8	39 3/8	O	O	O	O	O
94 1/2	35 3/8	O	O	O	O	O
94 1/2	37 3/8	O	O	O	O	O
94 1/2	39 3/8	O	O	O	O	O
102 3/8	35 3/8	O	O	O	O	O
102 3/8	37 3/8	O	O	O	O	O
102 3/8	39 3/8	O	O	O	O	O

	in	in	I	II	III	IV	V
Extension leaf L 19 5/8", cross grain	19 5/8"	35 3/8"	O	O	O	O	O
Extension leaf L 19 5/8", cross grain	19 5/8"	37 3/8"	O	O	O	O	O
Extension leaf L 19 5/8", cross grain	19 5/8"	39 3/8"	O	O	O	O	O
One sided Pullout leaf system L 19 5/8", lengthwise grain	19 5/8"	35 3/8"	O	O	O	O	O
One sided Pullout leaf system L 19 5/8", lengthwise grain	19 5/8"	37 3/8"	O	O	O	O	O
One sided Pullout leaf system L 19 5/8", lengthwise grain	19 5/8"	39 3/8"	O	O	O	O	O

TABLE CUBUS 3 B7X7 (T_CUBUS_3_B7x7)

Sharp edges. Table top flush to legs.
Standard coating: treatment with herbal oil.

Solid wood table top 1 1/8" thick,
full-length 2 3/4" – 3 1/2" width staved.
Frameheight: 2 3/4"
Frameheight: 3 1/8" (with frame pullout butterfly leaf system)
Standard table height: 29 1/2"
Leg profile: 3 7/8"x 3 7/8"



Length in	Width in	PRICE GROUPS (EUR)				
		I	II	III	IV	V
31 1/2	31 1/2	0	0	0	0	0
35 3/8	31 1/2	0	0	0	0	0
35 3/8	35 3/8	0	0	0	0	0
39 3/8	31 1/2	0	0	0	0	0
39 3/8	35 3/8	0	0	0	0	0
39 3/8	39 3/8	0	0	0	0	0
47 1/4	31 1/2	0	0	0	0	0
47 1/4	35 3/8	0	0	0	0	0
47 1/4	39 3/8	0	0	0	0	0
55 1/8	31 1/2	0	0	0	0	0
55 1/8	35 3/8	0	0	0	0	0
55 1/8	39 3/8	0	0	0	0	0
62	31 1/2	0	0	0	0	0
62	35 3/8	0	0	0	0	0
62	39 3/8	0	0	0	0	0

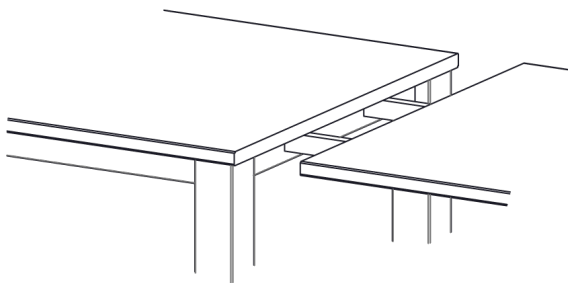
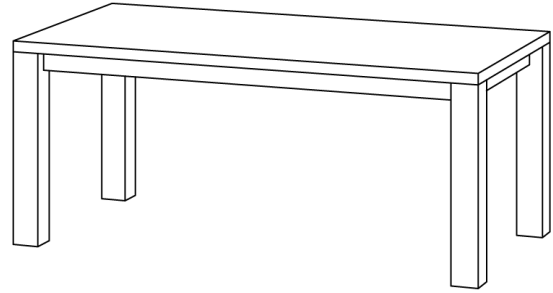
Pullout leaf 1 x 19 5/8" only available from 39 3/8" table base length onwards.

	in	in	I	II	III	IV	V
Extension leaf L 19 5/8", cross grain	19 5/8"	31 1/2"	0	0	0	0	0
Extension leaf L 19 5/8", cross grain	19 5/8"	35 3/8"	0	0	0	0	0
Extension leaf L 19 5/8", cross grain	19 5/8"	39 3/8"	0	0	0	0	0
One sided Pullout leaf system L 19 5/8", lengthwise grain	19 5/8"	31 1/2"	0	0	0	0	0
One sided Pullout leaf system L 19 5/8", lengthwise grain	19 5/8"	35 3/8"	0	0	0	0	0
One sided Pullout leaf system L 19 5/8", lengthwise grain	19 5/8"	39 3/8"	0	0	0	0	0

TABLE CUBUS 4 B10X10 (T_CUBUS_4_B10x10)

Sharp edges. Table top flush to legs.
Extendable with extra leaves.

Standard coating: treatment with herbal oil.
Solid wood table top 1 5/8" thick,
full-length 2 3/4"-3 1/2" width staved.
Frameheight: 2 3/4"
Standard table height: 29 1/2"
Leg profile: 3 7/8"x 3 7/8"



Length in	Width in	PRICE GROUPS (EUR)				
		I	II	III	IV	V
62	35 3/8	0	0	0	0	0
62	37 3/8	0	0	0	0	0
62	39 3/8	0	0	0	0	0
70 7/8	35 3/8	0	0	0	0	0
70 7/8	37 3/8	0	0	0	0	0
70 7/8	39 3/8	0	0	0	0	0
78 3/4	35 3/8	0	0	0	0	0
78 3/4	37 3/8	0	0	0	0	0
78 3/4	39 3/8	0	0	0	0	0
86 5/8	35 3/8	0	0	0	0	0
86 5/8	37 3/8	0	0	0	0	0
86 5/8	39 3/8	0	0	0	0	0
94 1/2	35 3/8	0	0	0	0	0
94 1/2	37 3/8	0	0	0	0	0
94 1/2	39 3/8	0	0	0	0	0
102 3/8	35 3/8	0	0	0	0	0
102 3/8	37 3/8	0	0	0	0	0
102 3/8	39 3/8	0	0	0	0	0
110 1/4	35 3/8	0	0	0	0	0
110 1/4	37 3/8	0	0	0	0	0
110 1/4	39 3/8	0	0	0	0	0
118 1/8	35 3/8	0	0	0	0	0
118 1/8	37 3/8	0	0	0	0	0
118 1/8	39 3/8	0	0	0	0	0

	in	in	I	II	III	IV	V
Extension leaf L 19 5/8", cross grain	19 5/8"	35 3/8"	0	0	0	0	0
Extension leaf L 19 5/8", cross grain	19 5/8"	37 3/8"	0	0	0	0	0
Extension leaf L 19 5/8", cross grain	19 5/8"	39 3/8"	0	0	0	0	0

BENCH CUBUS 3 (B_CUBUS_3_B10x10)

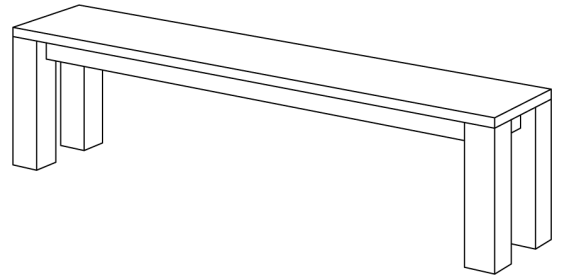
Sharp edges. Bench top flush to legs.

Standard coating: treatment with herbal oil.

Solid wood top 1 1/8" thick,
full-length 2 3/4"-3 1/2" width staved.

Standard bench height: 17 3/4"

Leg profile: 3 7/8"x 3 7/8"

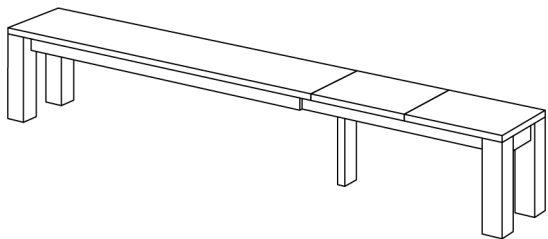


Length in	Width in	PRICE GROUPS (EUR)				
		I	II	III	IV	V
62	13 3/4	0	0	0	0	0
62	15 3/4	0	0	0	0	0
70 7/8	13 3/4	0	0	0	0	0
70 7/8	15 3/4	0	0	0	0	0
78 3/4	13 3/4	0	0	0	0	0
78 3/4	15 3/4	0	0	0	0	0
86 5/8	13 3/4	0	0	0	0	0
86 5/8	15 3/4	0	0	0	0	0
94 1/2	13 3/4	0	0	0	0	0
94 1/2	15 3/4	0	0	0	0	0
102 3/8	13 3/4	0	0	0	0	0
102 3/8	15 3/4	0	0	0	0	0

BENCH CUBUS EP 3 (B_CUBUS-EP_3_B10x10)

Extendable in addition up to 39 3/8"
 Sharp edges. Bench top flush to legs.

Standard coating: treatment with herbal oil.
 Solid wood top 1 1/8" thick, full-length 2 3/4" – 3 1/2"
 width staved.
 Standard bench height: 17 3/4"
 Leg profile: 3 7/8"x 3 7/8"



Length in	Width in	PRICE GROUPS (EUR)				
		I	II	III	IV	V
62	15 3/4	O	O	O	O	O
70 7/8	15 3/4	O	O	O	O	O
78 3/4	15 3/4	O	O	O	O	O
86 5/8	15 3/4	O	O	O	O	O
94 1/2	15 3/4	O	O	O	O	O

Extension with continuous grain only available for up to max 118 1/8" total length.

	I	II	III	IV	V
Inlay leafs L 2x19 5/8", lengthwise grain	Included				
Inlay leafs L 2x19 5/8", continuous grain	O	O	O	O	O

BENCH CUBUS RL (B_CUBUS-RL_3_B6x6)

Clear, simple geometrical form. Bench with backrest.

Standard coating: treatment with herbal oil.

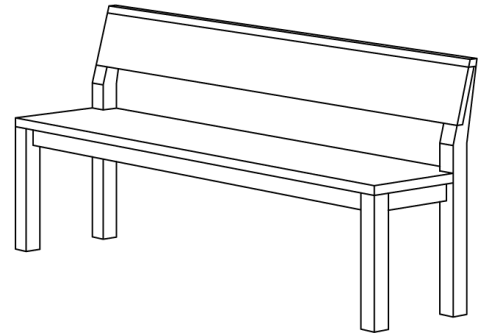
Solid wood top 1 1/8" thick,
full-length 2 3/4"-3 1/2" width staved.

Height: 31 1/2"

Seat height: 17 3/4"

Seat depth: 17 3/8"

Leg profile: 2 3/8" x 2 3/8"




Length in	Width in	PRICE GROUPS (EUR)				
		I	II	III	IV	V
55 1/8	19 5/8	0	0	0	0	0
62	19 5/8	0	0	0	0	0
70 7/8	19 5/8	0	0	0	0	0
78 3/4	19 5/8	0	0	0	0	0
86 5/8	19 5/8	0	0	0	0	0

BENCH CUBUS 4 (B_CUBUS_4_B10x10)

Sharp edges. Bench top flush to legs.

Standard coating: treatment with herbal oil.
 Solid wood top 1 5/8" thick,
 full-length 2 3/4"-3 1/2" width staved.
 Standard bench height: 17 3/4"
 Leg profile: 3 7/8"x 3 7/8"



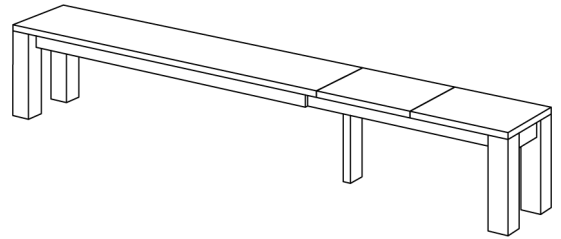
Length in	Width in	PRICE GROUPS (EUR)				
		I	II	III	IV	V
62	13 3/4	0	0	0	0	0
62	15 3/4	0	0	0	0	0
70 7/8	13 3/4	0	0	0	0	0
70 7/8	15 3/4	0	0	0	0	0
78 3/4	13 3/4	0	0	0	0	0
78 3/4	15 3/4	0	0	0	0	0
86 5/8	13 3/4	0	0	0	0	0
86 5/8	15 3/4	0	0	0	0	0
94 1/2	13 3/4	0	0	0	0	0
94 1/2	15 3/4	0	0	0	0	0
102 3/8	13 3/4	0	0	0	0	0
102 3/8	15 3/4	0	0	0	0	0
110 1/4	13 3/4	0	0	0	0	0
110 1/4	15 3/4	0	0	0	0	0

BENCH CUBUS EP 4 (B_CUBUS-EP_4_B10x10)

Extendable in addition up to 39 3/8"
Sharp edges. Bench top flush to legs.

Standard coating: treatment with herbal oil.
Solid wood top 1 5/8", full-length 2 3/4" – 3 1/2" width staved.

Standard bench height: 17 3/4"
Leg profile: 3 7/8"x 3 7/8"



Length in	Width in	PRICE GROUPS (EUR)				
		I	II	III	IV	V
62	15 3/4	0	0	0	0	0
70 7/8	15 3/4	0	0	0	0	0
78 3/4	15 3/4	0	0	0	0	0
86 5/8	15 3/4	0	0	0	0	0
94 1/2	15 3/4	0	0	0	0	0

Extension with continuous grain only available for up to max 118 1/8" total length.

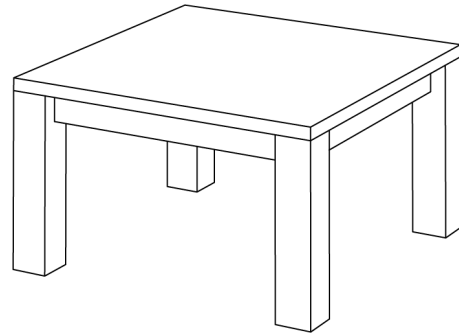
	I	II	III	IV	V
Inlay leafs L 2x19 5/8", lengthwise grain	Included				
Inlay leafs L 2x19 5/8", continuous grain	0	0	0	0	0

vitamin design

COFFEE TABLE CUBUS (C_CUBUS_3_B9x9)

Sharp edges. Solid wood top flush to legs.

Standard coating: treatment with herbal oil.
 Solid wood Solid wood top 1 1/8" thick,
 full-length 2 3/4"-3 1/2" width staved.
 Standard height: 17 3/4"
 Leg profile: 3 1/8"x 3 1/8"

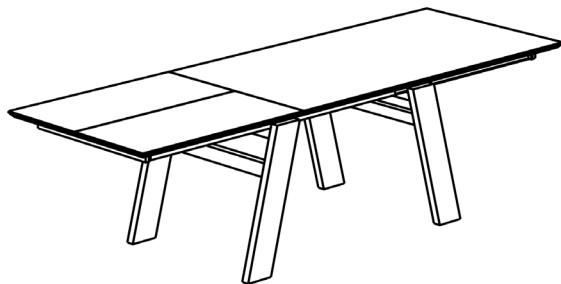

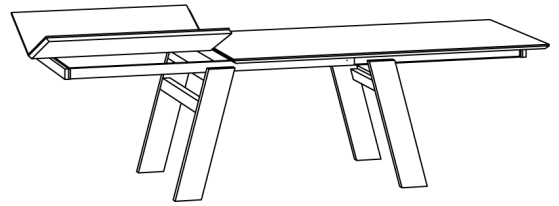


L x W x H in	PRICE GROUPS (EUR)				
	I	II	III	IV	V
31 1/2x31 1/2x17 3/4	O	O	O	O	O
39 3/8x39 3/8x17 3/4	O	O	O	O	O
47 1/4x23 5/8x17 3/4	O	O	O	O	O

TABLE CULTUS BUTTERFLY (T_CULTUS-SP_2.5_B14x4)

The solid table top slightly tapered towards the bottom in combination with four tilted oblong legs.
Extendable in addition up to 39 3/8"

Standard coating: treatment with herbal oil.
Solid wood table top 1" thick,
full-length 2 3/4" – 3 1/2" width staved.
Standard table height: 29 1/2"
Leg profile: 5 1/2" x 1 5/8"
Visible aluminium frame.
Prices with 1 extendable leaf 1x39 3/8", lengthwise grain.



Length in	Width in	PRICE GROUPS (EUR)				
		I	II	III	IV	V
62	35 3/8	0	0	0	0	0
62	37 3/8	0	0	0	0	0
62	39 3/8	0	0	0	0	0
70 7/8	35 3/8	0	0	0	0	0
70 7/8	37 3/8	0	0	0	0	0
70 7/8	39 3/8	0	0	0	0	0
78 3/4	35 3/8	0	0	0	0	0
78 3/4	37 3/8	0	0	0	0	0
78 3/4	39 3/8	0	0	0	0	0
86 5/8	35 3/8	0	0	0	0	0
86 5/8	37 3/8	0	0	0	0	0
86 5/8	39 3/8	0	0	0	0	0

Extension with continuous grain only available for up to max 118 1/8" total length.

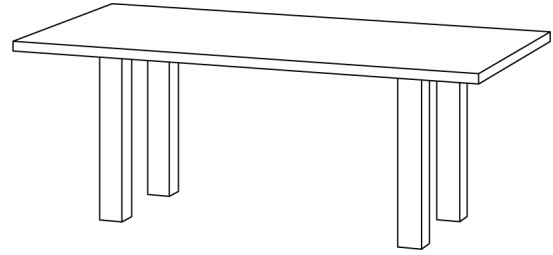
	I	II	III	IV	V
One sided Butterfly-System L 39 3/8", lengthwise grain	Included				
One sided Butterfly-System L 39 3/8", continuous grain	0	0	0	0	0

vitamin design

TABLE DUCK (T_DUCK_4_B10x10)

Without a frame end due to backout legs suitable for using with kitchen corner bench.

Standard coating: treatment with herbal oil.
 Solid wood table top 1 5/8" thick,
 full-length 2 3/4"-3 1/2" width staved.
 Standard table height: 29 1/2"
 Leg profile: 3 7/8"x 3 7/8"




Length in	Width in	PRICE GROUPS (EUR)				
		I	II	III	IV	V
62	35 3/8	O	O	O	O	O
62	37 3/8	O	O	O	O	O
62	39 3/8	O	O	O	O	O
70 7/8	35 3/8	O	O	O	O	O
70 7/8	37 3/8	O	O	O	O	O
70 7/8	39 3/8	O	O	O	O	O
78 3/4	35 3/8	O	O	O	O	O
78 3/4	37 3/8	O	O	O	O	O
78 3/4	39 3/8	O	O	O	O	O
86 5/8	35 3/8	O	O	O	O	O
86 5/8	37 3/8	O	O	O	O	O
86 5/8	39 3/8	O	O	O	O	O
94 1/2	35 3/8	O	O	O	O	O
94 1/2	37 3/8	O	O	O	O	O
94 1/2	39 3/8	O	O	O	O	O

TABLE FACHWERK (T_FACHWERK_4_B4x4)

Frame inspired by historic model.
Sharp edges.

Standard coating: treatment with herbal oil.
Solid wood table top and frame 1 5/8" thick,
full-length 2 3/4"-3 1/2" width staved.
Standard height: 29 1/2"
Frame: 1 5/8"x 1 5/8"



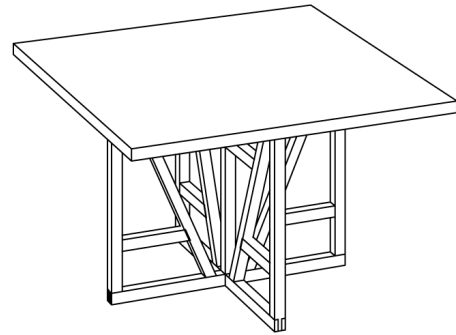
Length in	Width in	PRICE GROUPS (EUR)				
		I	II	III	IV	V
70 7/8	35 3/8	0	0	0	0	0
70 7/8	37 3/8	0	0	0	0	0
70 7/8	39 3/8	0	0	0	0	0
78 3/4	35 3/8	0	0	0	0	0
78 3/4	37 3/8	0	0	0	0	0
78 3/4	39 3/8	0	0	0	0	0
86 5/8	35 3/8	0	0	0	0	0
86 5/8	37 3/8	0	0	0	0	0
86 5/8	39 3/8	0	0	0	0	0
94 1/2	35 3/8	0	0	0	0	0
94 1/2	37 3/8	0	0	0	0	0
94 1/2	39 3/8	0	0	0	0	0
102 3/8	35 3/8	0	0	0	0	0
102 3/8	37 3/8	0	0	0	0	0
102 3/8	39 3/8	0	0	0	0	0
110 1/4	35 3/8	0	0	0	0	0
110 1/4	37 3/8	0	0	0	0	0
110 1/4	39 3/8	0	0	0	0	0
118 1/8	35 3/8	0	0	0	0	0
118 1/8	37 3/8	0	0	0	0	0
118 1/8	39 3/8	0	0	0	0	0

vitamin design

TABLE FACHWERK SQUARE (T_FACHWERK-Q_4_B4x4)

Frame inspired by historic model.
Sharp edges.

Standard coating: treatment with herbal oil.
Solid wood table top and frame 1 5/8" thick,
full-length 2 3/4"-3 1/2" width staved.
Standard height: 29 1/2"
Frame: 1 5/8"x 1 5/8"

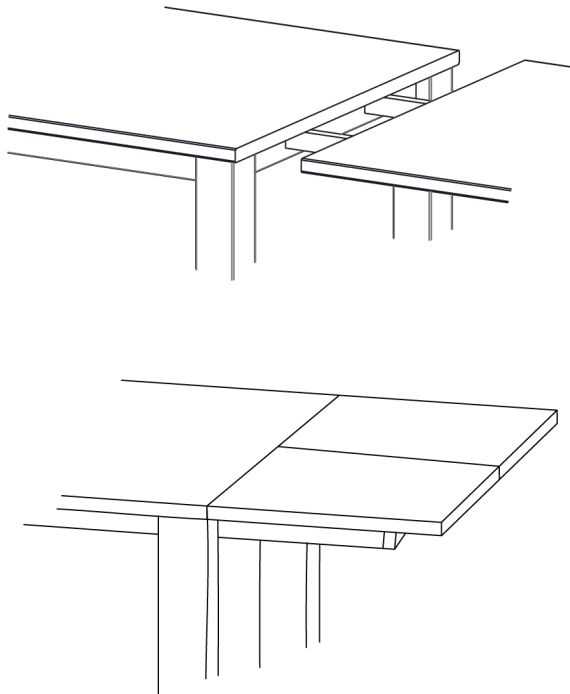
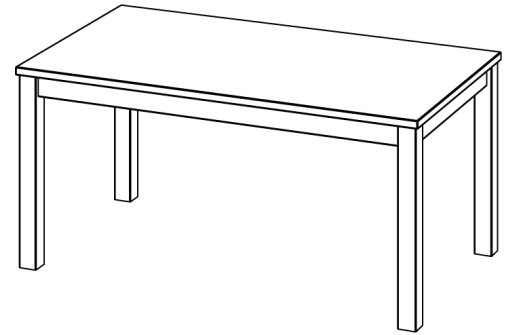


Length in	Width in	PRICE GROUPS (EUR)				
		I	II	III	IV	V
39 3/8	39 3/8	O	O	O	O	O
47 1/4	47 1/4	O	O	O	O	O
55 1/8	55 1/8	O	O	O	O	O

TABLE FORTE 3 B7X7 (T_FORTE_3_B7x7)

Overlapping 3/8" table top. Slightly rounded edges.
Extendable with extra leaves or frame pullout butterfly leaves.

Standard coating: treatment with herbal oil.
Solid wood table top 1 1/8" thick,
full-length 2 3/4"-3 1/2" width staved.
Frameheight: 2 3/4"
Frameheight: 3 1/8" (with frame pullout butterfly leaf system)
Standard table height: 29 1/2"
Leg profile: 2 3/4"x 2 3/4"



Length in	Width in	PRICE GROUPS (EUR)				
		I	II	III	IV	V
31 1/2	31 1/2	0	0	0	0	0
35 3/8	31 1/2	0	0	0	0	0
35 3/8	35 3/8	0	0	0	0	0
39 3/8	31 1/2	0	0	0	0	0
39 3/8	35 3/8	0	0	0	0	0
39 3/8	39 3/8	0	0	0	0	0
47 1/4	31 1/2	0	0	0	0	0
47 1/4	35 3/8	0	0	0	0	0
47 1/4	39 3/8	0	0	0	0	0
55 1/8	31 1/2	0	0	0	0	0
55 1/8	35 3/8	0	0	0	0	0
55 1/8	39 3/8	0	0	0	0	0
62	31 1/2	0	0	0	0	0
62	35 3/8	0	0	0	0	0
62	39 3/8	0	0	0	0	0

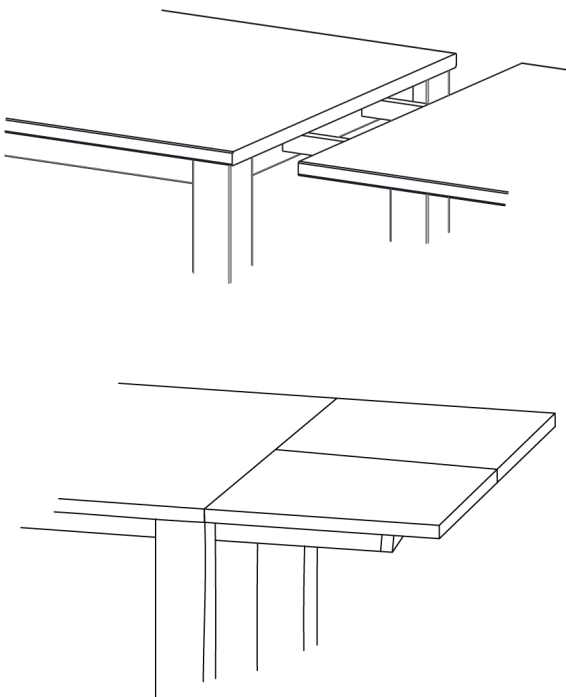

Pullout leaf 1 x 19 5/8" only available from 39 3/8" table base length onwards.

	in	in	I	II	III	IV	V
Extension leaf L 19 5/8", cross grain	19 5/8"	31 1/2"	0	0	0	0	0
Extension leaf L 19 5/8", cross grain	19 5/8"	35 3/8"	0	0	0	0	0
Extension leaf L 19 5/8", cross grain	19 5/8"	39 3/8"	0	0	0	0	0
One sided Pullout leaf system L 19 5/8", lengthwise grain	19 5/8"	31 1/2"	0	0	0	0	0
One sided Pullout leaf system L 19 5/8", lengthwise grain	19 5/8"	35 3/8"	0	0	0	0	0
One sided Pullout leaf system L 19 5/8", lengthwise grain	19 5/8"	39 3/8"	0	0	0	0	0

TABLE FORTE 3 B9X9 (T_FORTE_3_B9x9)

Overlapping 3/8" table top. Slightly rounded edges.
Extendable with extra leaves or frame pullout butterfly leaves.

Standard coating: treatment with herbal oil.
Solid wood table top 1 1/8" thick,
full-length 2 3/4"-3 1/2" width staved.
Frameheight: 2 3/4"
Frameheight: 3 1/8" (with frame pullout butterfly leaf system)
Standard table height: 29 1/2"
Leg profile: 3 1/2"x 3 1/2"



Length in	Width in	PRICE GROUPS (EUR)				
		I	II	III	IV	V
62	35 3/8	0	0	0	0	0
62	37 3/8	0	0	0	0	0
62	39 3/8	0	0	0	0	0
70 7/8	35 3/8	0	0	0	0	0
70 7/8	37 3/8	0	0	0	0	0
70 7/8	39 3/8	0	0	0	0	0
78 3/4	35 3/8	0	0	0	0	0
78 3/4	37 3/8	0	0	0	0	0
78 3/4	39 3/8	0	0	0	0	0
86 5/8	35 3/8	0	0	0	0	0
86 5/8	37 3/8	0	0	0	0	0
86 5/8	39 3/8	0	0	0	0	0
94 1/2	35 3/8	0	0	0	0	0
94 1/2	37 3/8	0	0	0	0	0
94 1/2	39 3/8	0	0	0	0	0
102 3/8	35 3/8	0	0	0	0	0
102 3/8	37 3/8	0	0	0	0	0
102 3/8	39 3/8	0	0	0	0	0

	in	in	I	II	III	IV	V
Extension leaf L 19 5/8", cross grain	19 5/8"	35 3/8"	0	0	0	0	0
Extension leaf L 19 5/8", cross grain	19 5/8"	37 3/8"	0	0	0	0	0
Extension leaf L 19 5/8", cross grain	19 5/8"	39 3/8"	0	0	0	0	0
One sided Pullout leaf system L 19 5/8", lengthwise grain	19 5/8"	35 3/8"	0	0	0	0	0
One sided Pullout leaf system L 19 5/8", lengthwise grain	19 5/8"	37 3/8"	0	0	0	0	0
One sided Pullout leaf system L 19 5/8", lengthwise grain	19 5/8"	39 3/8"	0	0	0	0	0

TABLE FORTE BUTTERFLY (T_FORTE-SP_3_B9x9)

Extendable in addition up to 39 3/8" with one or two folding butterfly leaves hidden in the table. Overlapping 3/8" table top. Slightly rounded edges.

Standard coating: treatment with herbal oil.

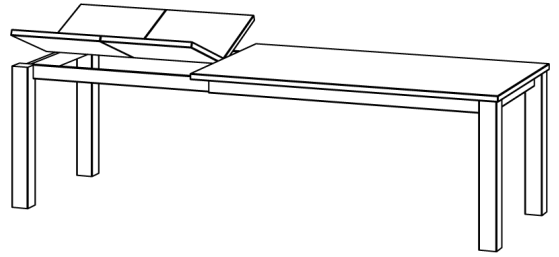
Solid wood table top 1 1/8" thick,
full-length 2 3/4"-3 1/2" width staved

Frameheight: 3 1/8"

Standard table height: 29 1/2"

Leg profile: 3 1/2"x 3 1/2"

Prices with 1 extendable leaf 1x39 3/8", lengthwise grain.



Length in	Width in	PRICE GROUPS (EUR)				
		I	II	III	IV	V
55 1/8	35 3/8	0	0	0	0	0
55 1/8	37 3/8	0	0	0	0	0
55 1/8	39 3/8	0	0	0	0	0
59	35 3/8	0	0	0	0	0
59	37 3/8	0	0	0	0	0
59	39 3/8	0	0	0	0	0
62	35 3/8	0	0	0	0	0
62	37 3/8	0	0	0	0	0
62	39 3/8	0	0	0	0	0
70 7/8	35 3/8	0	0	0	0	0
70 7/8	37 3/8	0	0	0	0	0
70 7/8	39 3/8	0	0	0	0	0
78 3/4	35 3/8	0	0	0	0	0
78 3/4	37 3/8	0	0	0	0	0
78 3/4	39 3/8	0	0	0	0	0
86 5/8	35 3/8	0	0	0	0	0
86 5/8	37 3/8	0	0	0	0	0
86 5/8	39 3/8	0	0	0	0	0
94 1/2	35 3/8	0	0	0	0	0
94 1/2	37 3/8	0	0	0	0	0
94 1/2	39 3/8	0	0	0	0	0
102 3/8	35 3/8	0	0	0	0	0
102 3/8	37 3/8	0	0	0	0	0
102 3/8	39 3/8	0	0	0	0	0
110 1/4	35 3/8	0	0	0	0	0
110 1/4	37 3/8	0	0	0	0	0
110 1/4	39 3/8	0	0	0	0	0
118 1/8	35 3/8	0	0	0	0	0
118 1/8	37 3/8	0	0	0	0	0
118 1/8	39 3/8	0	0	0	0	0

Table base length 55 1/8" only available with one leaf 35 3/8".

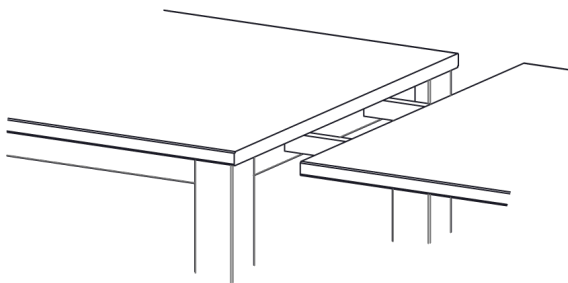
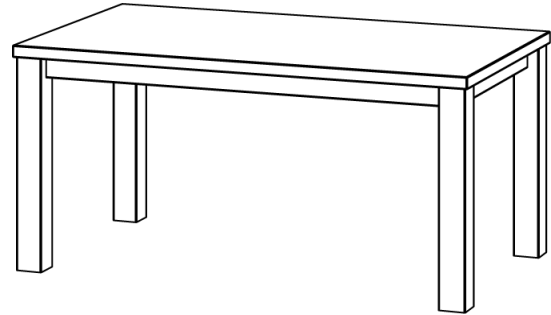
Extension with continuous grain only available for up to max 118 1/8" total length.

	I	II	III	IV	V
One sided Butterfly-System L 35 3/8", lengthwise grain			Included		
One sided Butterfly-System L 39 3/8", lengthwise grain			Included		
One sided Butterfly-System L 2x19 5/8", lengthwise grain	0	0	0	0	0
One sided Butterfly-System L 35 3/8", continuous grain	0	0	0	0	0
One sided Butterfly-System L 39 3/8", continuous grain	0	0	0	0	0
One sided Butterfly-System L 2x19 5/8", continuous grain	0	0	0	0	0

TABLE FORTE 4 B9X9 (T_FORTE_4_B9x9)

Overlapping 3/8" table top. Slightly rounded edges.
Extendable with extra leaves.

Standard coating: treatment with herbal oil.
Solid wood table top 1 5/8" thick,
full-length 2 3/4"-3 1/2" width staved.
Standard table height: 29 1/2"
Leg profile: 3 1/2"x 3 1/2"



Length in	Width in	PRICE GROUPS (EUR)				
		I	II	III	IV	V
62	35 3/8	0	0	0	0	0
62	37 3/8	0	0	0	0	0
62	39 3/8	0	0	0	0	0
70 7/8	35 3/8	0	0	0	0	0
70 7/8	37 3/8	0	0	0	0	0
70 7/8	39 3/8	0	0	0	0	0
78 3/4	35 3/8	0	0	0	0	0
78 3/4	37 3/8	0	0	0	0	0
78 3/4	39 3/8	0	0	0	0	0
86 5/8	35 3/8	0	0	0	0	0
86 5/8	37 3/8	0	0	0	0	0
86 5/8	39 3/8	0	0	0	0	0
94 1/2	35 3/8	0	0	0	0	0
94 1/2	37 3/8	0	0	0	0	0
94 1/2	39 3/8	0	0	0	0	0
102 3/8	35 3/8	0	0	0	0	0
102 3/8	37 3/8	0	0	0	0	0
102 3/8	39 3/8	0	0	0	0	0
110 1/4	35 3/8	0	0	0	0	0
110 1/4	37 3/8	0	0	0	0	0
110 1/4	39 3/8	0	0	0	0	0
118 1/8	35 3/8	0	0	0	0	0
118 1/8	37 3/8	0	0	0	0	0
118 1/8	39 3/8	0	0	0	0	0

	in	in	I	II	III	IV	V
Extension leaf L 19 5/8", cross grain	19 5/8"	35 3/8"	0	0	0	0	0
Extension leaf L 19 5/8", cross grain	19 5/8"	37 3/8"	0	0	0	0	0
Extension leaf L 19 5/8", cross grain	19 5/8"	39 3/8"	0	0	0	0	0

BENCH FORTE 3 (B_FORTE_3_B9x9)

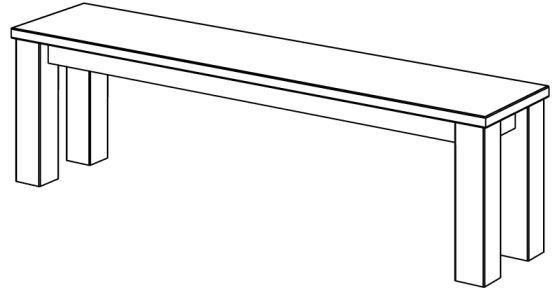
Overlapping 3/8" bench top. Slightly rounded edges.

Standard coating: treatment with herbal oil.

Solid wood top 1 1/8" thick,
full-length 2 3/4"-3 1/2" width staved.

Standard bench height: 17 3/4"

Leg profile: 3 1/2"x 3 1/2"

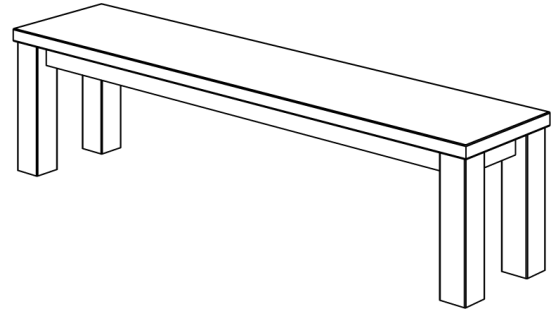


Length in	Width in	PRICE GROUPS (EUR)				
		I	II	III	IV	V
62	13 3/4	0	0	0	0	0
62	15 3/4	0	0	0	0	0
70 7/8	13 3/4	0	0	0	0	0
70 7/8	15 3/4	0	0	0	0	0
78 3/4	13 3/4	0	0	0	0	0
78 3/4	15 3/4	0	0	0	0	0
86 5/8	13 3/4	0	0	0	0	0
86 5/8	15 3/4	0	0	0	0	0
94 1/2	13 3/4	0	0	0	0	0
94 1/2	15 3/4	0	0	0	0	0
102 3/8	13 3/4	0	0	0	0	0
102 3/8	15 3/4	0	0	0	0	0

BENCH FORTE 4 (B_FORTE_4_B9x9)

Overlapping 3/8" bench top. Slightly rounded edges.

Standard coating: treatment with herbal oil.
 Solid wood top 1 5/8" thick,
 full-length 2 3/4"-3 1/2" width staved.
 Standard bench height: 17 3/4"
 Leg profile: 3 1/2"x 3 1/2"






Length in	Width in	PRICE GROUPS (EUR)				
		I	II	III	IV	V
62	13 3/4	0	0	0	0	0
62	15 3/4	0	0	0	0	0
70 7/8	13 3/4	0	0	0	0	0
70 7/8	15 3/4	0	0	0	0	0
78 3/4	13 3/4	0	0	0	0	0
78 3/4	15 3/4	0	0	0	0	0
86 5/8	13 3/4	0	0	0	0	0
86 5/8	15 3/4	0	0	0	0	0
94 1/2	13 3/4	0	0	0	0	0
94 1/2	15 3/4	0	0	0	0	0
102 3/8	13 3/4	0	0	0	0	0
102 3/8	15 3/4	0	0	0	0	0
110 1/4	13 3/4	0	0	0	0	0
110 1/4	15 3/4	0	0	0	0	0

TABLE GO (T_GO_4_B13x7)

Sharp edges. Obliquely offset table legs.
Walking direction left or right.

Standard coating: treatment with herbal oil.
Solid wood table top 1 5/8" thick,
full-length 2 3/4"-3 1/2" width staved.
Standard table height: 29 1/2"
Leg profile: 5 1/8"x 2 3/4"



Length in	Width in	PRICE GROUPS (EUR)				
		I	II	III	IV	V
70 7/8	35 3/8	0	0	0	0	0
70 7/8	37 3/8	0	0	0	0	0
70 7/8	39 3/8	0	0	0	0	0
78 3/4	35 3/8	0	0	0	0	0
78 3/4	37 3/8	0	0	0	0	0
78 3/4	39 3/8	0	0	0	0	0
86 5/8	35 3/8	0	0	0	0	0
86 5/8	37 3/8	0	0	0	0	0
86 5/8	39 3/8	0	0	0	0	0
94 1/2	35 3/8	0	0	0	0	0
94 1/2	37 3/8	0	0	0	0	0
94 1/2	39 3/8	0	0	0	0	0
102 3/8	35 3/8	0	0	0	0	0
102 3/8	37 3/8	0	0	0	0	0
102 3/8	39 3/8	0	0	0	0	0
110 1/4	35 3/8	0	0	0	0	0
110 1/4	37 3/8	0	0	0	0	0
110 1/4	39 3/8	0	0	0	0	0
118 1/8	35 3/8	0	0	0	0	0
118 1/8	37 3/8	0	0	0	0	0
118 1/8	39 3/8	0	0	0	0	0


Please state the movement direction left or right.

	I	II	III	IV	V
Going Left			Included		
Going Right			Included		
Going Left with legwarmers	0	0	0	0	0
Going Right with legwarmers	0	0	0	0	0

BENCH GO (B_GO_4_B10x4)

Sharp edges. Obliquely offset bench legs.
Walking direction left or right.

Standard coating: treatment with herbal oil.
Solid wood top 1 5/8" thick,
full-length 2 3/4"-3 1/2" width staved.
Standard bench height: 17 3/4"
Leg profile: 3 7/8"x 1 5/8"



Length in	Width in	PRICE GROUPS (EUR)				
		I	II	III	IV	V
62	15 3/4	O	O	O	O	O
70 7/8	15 3/4	O	O	O	O	O
78 3/4	15 3/4	O	O	O	O	O
86 5/8	15 3/4	O	O	O	O	O
94 1/2	15 3/4	O	O	O	O	O
102 3/8	15 3/4	O	O	O	O	O
110 1/4	15 3/4	O	O	O	O	O
118 1/8	15 3/4	O	O	O	O	O

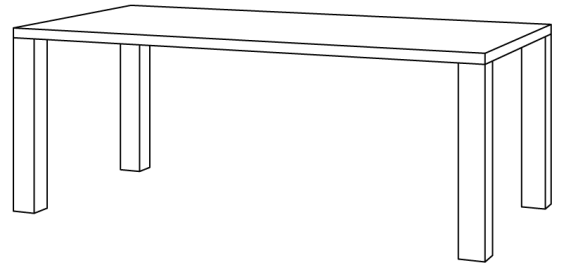
Please state the movement direction left or right.

	I	II	III	IV	V
Going Left			Included		
Going Right			Included		
Going Left with legwarmers	O	O	O	O	O
Going Right with legwarmers	O	O	O	O	O

TABLE IUSTUS (T_IUSTUS_4_B10x10)

Without a frame. Table top flush to legs.

Standard coating: treatment with herbal oil.
 Solid wood table top 1 5/8" thick,
 full-length 2 3/4"-3 1/2" width staved.
 Standard table height: 29 1/2"
 Leg profile: 3 7/8"x 3 7/8"



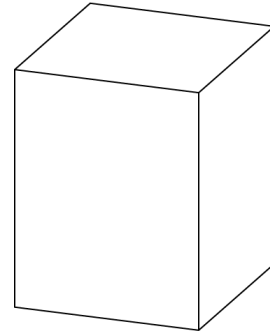
Length in	Width in	PRICE GROUPS (EUR)				
		I	II	III	IV	V
62	35 3/8	0	0	0	0	0
62	37 3/8	0	0	0	0	0
62	39 3/8	0	0	0	0	0
70 7/8	35 3/8	0	0	0	0	0
70 7/8	37 3/8	0	0	0	0	0
70 7/8	39 3/8	0	0	0	0	0
78 3/4	35 3/8	0	0	0	0	0
78 3/4	37 3/8	0	0	0	0	0
78 3/4	39 3/8	0	0	0	0	0
86 5/8	35 3/8	0	0	0	0	0
86 5/8	37 3/8	0	0	0	0	0
86 5/8	39 3/8	0	0	0	0	0
94 1/2	35 3/8	0	0	0	0	0
94 1/2	37 3/8	0	0	0	0	0
94 1/2	39 3/8	0	0	0	0	0

vitamin design

COFFEE TABLE KLOTZ (C_KLOTZ_0_0)

All-rounder from logs. Pure nature with open knots and cracks.

Standard coating: treatment with herbal oil.

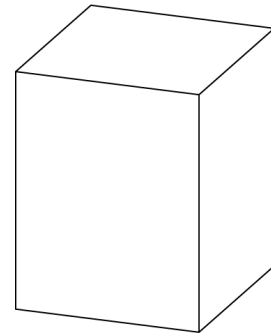


L x W x H in	PRICE GROUPS (EUR)				
	I	II	III	IV	V
11 x11 x17 3/4	0	0	0	0	0
11 3/4x11 3/4x17 3/4	0	0	0	0	0

STOOL KLOTZ (H_KLOTZ_0_0)

All-rounder from logs. Pure nature with open knots and cracks.

Standard coating: treatment with herbal oil.

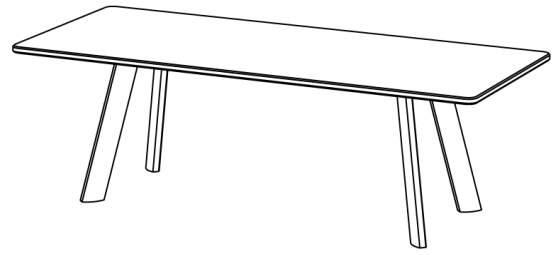


W x D x H in	PRICE GROUPS (EUR)				
	I	II	III	IV	V
11 x11 x17 3/4	0	0	0	0	0
11 3/4x11 3/4x17 3/4	0	0	0	0	0

vitamin design

TABLE LARGUS (T_LARGUS_3_B11x6)

Standard coating: treatment with herbal oil.
 Solid wood table top 1 1/8" thick,
 full-length 2 3/4" – 3 1/2" width staved.
 Standard table height: 29 1/2"
 Leg profile: 4 3/8"x 2 3/8"

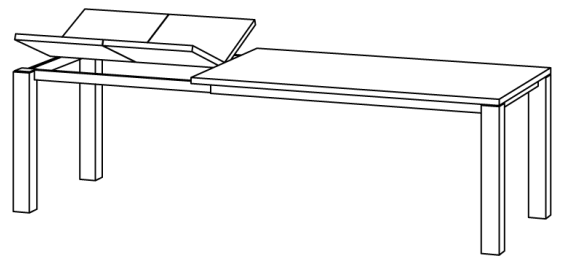


Length in	Width in	PRICE GROUPS (EUR)				
		I	II	III	IV	V
62	35 3/8	0	0	0	0	0
62	37 3/8	0	0	0	0	0
62	39 3/8	0	0	0	0	0
70 7/8	35 3/8	0	0	0	0	0
70 7/8	37 3/8	0	0	0	0	0
70 7/8	39 3/8	0	0	0	0	0
78 3/4	35 3/8	0	0	0	0	0
78 3/4	37 3/8	0	0	0	0	0
78 3/4	39 3/8	0	0	0	0	0
86 5/8	35 3/8	0	0	0	0	0
86 5/8	37 3/8	0	0	0	0	0
86 5/8	39 3/8	0	0	0	0	0
94 1/2	35 3/8	0	0	0	0	0
94 1/2	37 3/8	0	0	0	0	0
94 1/2	39 3/8	0	0	0	0	0
102 3/8	35 3/8	0	0	0	0	0
102 3/8	37 3/8	0	0	0	0	0
102 3/8	39 3/8	0	0	0	0	0

TABLE LIVING BUTTERFLY (T_LIVING-SP_3_B9x9)

The legs stay always on the outer edges. On top 0,5 1/4" milled. Sharp edges. Extendable in addition up to 46 1/8" with one or two folding butterfly leaves hidden in the table.

Solid wood table top 1 1/8" thick,
 full-length 2 3/4"-3 1/2" width staved
 Frameheight: 3 1/8"
 Standard table height: 29 1/2"
 Leg profile: 3 1/2"x 3 1/2"
 Prices with 1 extendable leaf 1x39 3/8", lengthwise grain.



Length in	Width in	PRICE GROUPS (EUR)				
		I	II	III	IV	V
55 1/8	35 3/8	0	0	0	0	0
55 1/8	37 3/8	0	0	0	0	0
55 1/8	39 3/8	0	0	0	0	0
59	35 3/8	0	0	0	0	0
59	37 3/8	0	0	0	0	0
59	39 3/8	0	0	0	0	0
62	35 3/8	0	0	0	0	0
62	37 3/8	0	0	0	0	0
62	39 3/8	0	0	0	0	0
70 7/8	35 3/8	0	0	0	0	0
70 7/8	37 3/8	0	0	0	0	0
70 7/8	39 3/8	0	0	0	0	0
78 3/4	35 3/8	0	0	0	0	0
78 3/4	37 3/8	0	0	0	0	0
78 3/4	39 3/8	0	0	0	0	0
86 5/8	35 3/8	0	0	0	0	0
86 5/8	37 3/8	0	0	0	0	0
86 5/8	39 3/8	0	0	0	0	0
94 1/2	35 3/8	0	0	0	0	0
94 1/2	37 3/8	0	0	0	0	0
94 1/2	39 3/8	0	0	0	0	0
102 3/8	35 3/8	0	0	0	0	0
102 3/8	37 3/8	0	0	0	0	0
102 3/8	39 3/8	0	0	0	0	0
110 1/4	35 3/8	0	0	0	0	0
110 1/4	37 3/8	0	0	0	0	0
110 1/4	39 3/8	0	0	0	0	0
118 1/8	35 3/8	0	0	0	0	0
118 1/8	37 3/8	0	0	0	0	0
118 1/8	39 3/8	0	0	0	0	0

Table base length 55 1/8" only available with one leaf 39 3/8".
 Leaves in continuous grain only available for up to max 118 1/8" total length.


	I	II	III	IV	V
One sided Butterfly-System L 39 3/8", lengthwise grain	Included				
One sided Butterfly-System L 46 1/8", lengthwise grain	0	0	0	0	0
One sided Butterfly-System L 2x19 5/8", lengthwise grain	0	0	0	0	0
One sided Butterfly-System L 39 3/8", continuous grain	0	0	0	0	0
One sided Butterfly-System L 46 1/8", continuous grain	0	0	0	0	0
One sided Butterfly-System L 2x19 5/8", continuous grain	0	0	0	0	0

vitamin design

BENCH LIVING (B_LIVING_3_B9x9)

On top 1/4" milled. Sharp edges.
Standard coating: treatment with herbal oil.

Solid wood top 1 1/8" thick,
full-length 2 3/4"-3 1/2" width staved
Standard table height: 17 3/4"
Leg profile: 3 1/2"x 3 1/2"

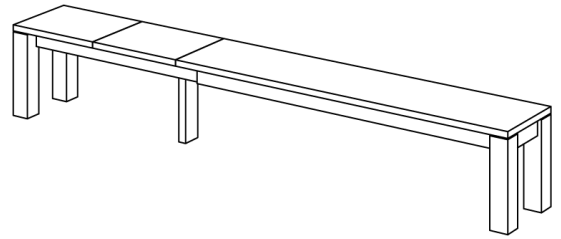


Length in	Width in	PRICE GROUPS (EUR)				
		I	II	III	IV	V
62	15 3/4	O	O	O	O	O
70 7/8	15 3/4	O	O	O	O	O
78 3/4	15 3/4	O	O	O	O	O
86 5/8	15 3/4	O	O	O	O	O
94 1/2	15 3/4	O	O	O	O	O
102 3/8	15 3/4	O	O	O	O	O

BENCH LIVING EP (B_LIVING-EP_3_B9x9)

Extendable in addition up to 100 cm with one or two insert leaves. The legs stay always on the outer edges
On top 1/4" milled. Sharp edges.

Standard coating: treatment with herbal oil.
Solid wood top 1 1/8" thick,
full-length 2 3/4"-3 1/2" width staved
Standard table height: 17 3/4"
Leg profile: 3 1/2"x 3 1/2"



Length in	Width in	PRICE GROUPS (EUR)				
		I	II	III	IV	V
62	15 3/4	0	0	0	0	0
70 7/8	15 3/4	0	0	0	0	0
78 3/4	15 3/4	0	0	0	0	0
86 5/8	15 3/4	0	0	0	0	0
94 1/2	15 3/4	0	0	0	0	0

Extension with continuous grain only available for up to max 118 1/8" total length.

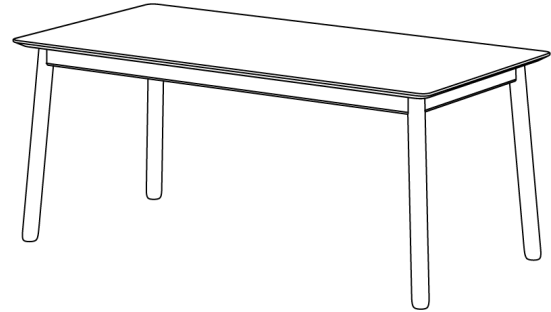
	I	II	III	IV	V
Inlay leafs L 2x19 5/8", lengthwise grain	Included				
Inlay leafs L 2x19 5/8", continuous grain	0	0	0	0	0

vitamin design

TABLE LOCA (T_LOCA_2.5_B6x6)

Slanted edge. Round legs.
Standard coating: treatment with herbal oil.

Solid wood table top 1" thick,
full-length 2 3/4" – 3 1/2" width staved.
Standard table height: 29 1/2"



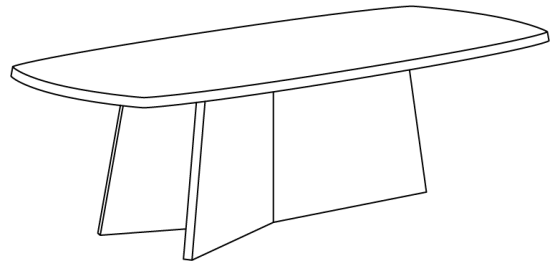
Length in	Width in	PRICE GROUPS (EUR)				
		I	II	III	IV	V
47 1/4	35 3/8	0	0	0	0	0
47 1/4	37 3/8	0	0	0	0	0
47 1/4	39 3/8	0	0	0	0	0
55 1/8	35 3/8	0	0	0	0	0
55 1/8	37 3/8	0	0	0	0	0
55 1/8	39 3/8	0	0	0	0	0
62	35 3/8	0	0	0	0	0
62	37 3/8	0	0	0	0	0
62	39 3/8	0	0	0	0	0
70 7/8	35 3/8	0	0	0	0	0
70 7/8	37 3/8	0	0	0	0	0
70 7/8	39 3/8	0	0	0	0	0
78 3/4	35 3/8	0	0	0	0	0
78 3/4	37 3/8	0	0	0	0	0
78 3/4	39 3/8	0	0	0	0	0
86 5/8	35 3/8	0	0	0	0	0
86 5/8	37 3/8	0	0	0	0	0
86 5/8	39 3/8	0	0	0	0	0

TABLE LOTUS (T_LOTUS-Y_4_B4)

Pure elegance, purity and architectural strength.

Standard coating: treatment with herbal oil.

Solid wood table top 1 5/8" thick,
full-length 2 3/4" – 3 1/2" width staved.
Standard table height: 29 1/2"




Length in	Width in	PRICE GROUPS (EUR)				
		I	II	III	IV	V
78 3/4	39 3/8	0	0	0	0	0
86 5/8	39 3/8	0	0	0	0	0
98 3/8	43 1/4	0	0	0	0	0
110 1/4	43 1/4	0	0	0	0	0

COFFEE TABLE LOTUS Y (C_LOTUS-Y_2.5_B3x3)

Pure elegance, purity and architectural strength.

Standard coating: treatment with herbal oil.

Solid wood table top 1" thick, full-length 2 3/4" – 3 1/2" width staved.

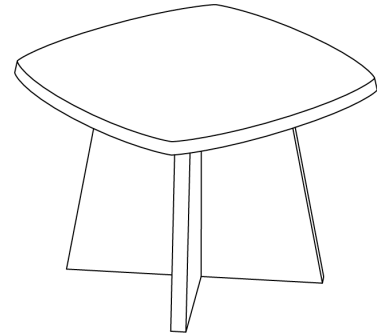


L x W x H in	PRICE GROUPS (EUR)				
	I	II	III	IV	V
23 5/8x23 5/8x17 3/4	O	O	O	O	O
23 5/8x23 5/8x18 7/8	O	O	O	O	O
31 1/2x31 1/2x17 3/4	O	O	O	O	O
31 1/2x31 1/2x18 7/8	O	O	O	O	O
39 3/8x31 1/2x17 3/4	O	O	O	O	O
39 3/8x31 1/2x18 7/8	O	O	O	O	O
39 3/8x39 3/8x17 3/4	O	O	O	O	O
39 3/8x39 3/8x18 7/8	O	O	O	O	O

COFFEE TABLE LOTUS X (C_LOTUS-X_2.5_B3x3)

Pure elegance, purity and architectural strength.

Standard coating: treatment with herbal oil.
Solid wood table top 1" thick, full-length 2 3/4" – 3 1/2"
width staved.




L x W x H in	PRICE GROUPS (EUR)				
	I	II	III	IV	V
23 5/8x23 5/8x17 3/4	0	0	0	0	0
23 5/8x23 5/8x18 7/8	0	0	0	0	0
31 1/2x31 1/2x17 3/4	0	0	0	0	0
31 1/2x31 1/2x18 7/8	0	0	0	0	0
39 3/8x39 3/8x17 3/4	0	0	0	0	0
39 3/8x39 3/8x18 7/8	0	0	0	0	0

vitamin design

STOOL LOTUS X (H_LOTUS-X_2.5_B3x3)

Pure elegance, purity and architectural strength.

Standard coating: treatment with herbal oil.
 Solid wood table top 1" thick, full-length 2 3/4" – 3 1/2"
 width staved.




L x W x H in	PRICE GROUPS (EUR)				
	I	II	III	IV	V
14 1/8x14 1/8x17 3/4	0	0	0	0	0

COFFEE TABLE LUNA (C_LUNA_3_B4x4)

Geometrical figure symbiosis

Standard coating: treatment with herbal oil.
 Solid wood top 1 1/8" thick, full-length 2 3/4"-3 1/2"
 width lamella.
 Leg profile: 1 5/8" x 1 1/8"

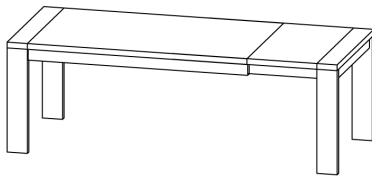
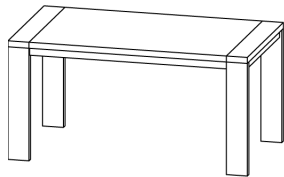
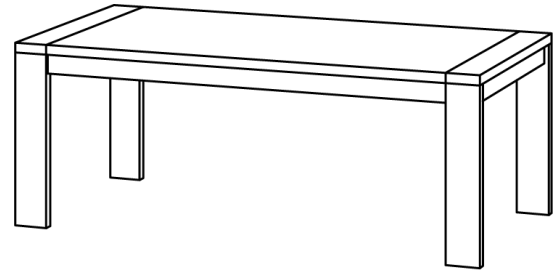


L x W x H in	PRICE GROUPS (EUR)				
	I	II	III	IV	V
23 5/8x15 3/4x17 3/4	0	0	0	0	0

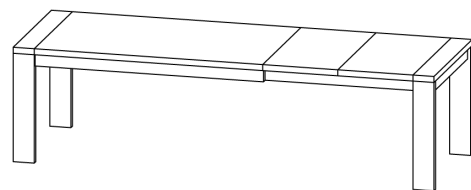
TABLE LUNGO (T_LUNGO_4_B14x4)

Leg shape - two U-profiles.
 Externdable with or two Lay in leaves up to max 47 1/4".

Standard coating: treatment with herbal oil.
 Solid wood table top 1 5/8" thick,
 full-length 2 3/4" – 3 1/2" width staved.
 Frameheight: 3 1/8"
 Standard table height: 29 1/2"
 Leg profile: 5 1/2" x 1 5/8"



Length in	Width in	PRICE GROUPS (EUR)				
		I	II	III	IV	V
62	35 3/8	0	0	0	0	0
62	37 3/8	0	0	0	0	0
62	39 3/8	0	0	0	0	0
70 7/8	35 3/8	0	0	0	0	0
70 7/8	37 3/8	0	0	0	0	0
70 7/8	39 3/8	0	0	0	0	0
78 3/4	35 3/8	0	0	0	0	0
78 3/4	37 3/8	0	0	0	0	0
78 3/4	39 3/8	0	0	0	0	0
86 5/8	35 3/8	0	0	0	0	0
86 5/8	37 3/8	0	0	0	0	0
86 5/8	39 3/8	0	0	0	0	0
94 1/2	35 3/8	0	0	0	0	0
94 1/2	37 3/8	0	0	0	0	0
94 1/2	39 3/8	0	0	0	0	0
102 3/8	35 3/8	0	0	0	0	0
102 3/8	37 3/8	0	0	0	0	0
102 3/8	39 3/8	0	0	0	0	0
110 1/4	35 3/8	0	0	0	0	0
110 1/4	37 3/8	0	0	0	0	0
110 1/4	39 3/8	0	0	0	0	0



For tables with width 35 3/8", 23 5/8" extension not possible.
 Inlay leafs 2x23 5/8" only available for tables 78 3/4" and more.

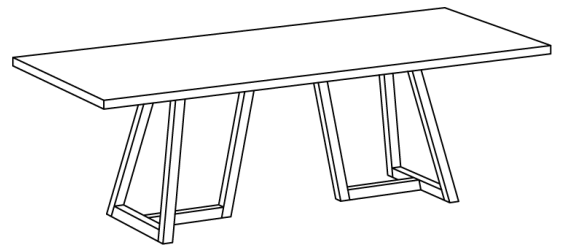
	in	in	I	II	III	IV	V
Inlay leafs L 17 3/4"	17 3/4"	35 3/8"	0	0	0	0	0
Inlay leafs L 17 3/4"	17 3/4"	37 3/8"	0	0	0	0	0
Inlay leafs L 17 3/4"	17 3/4"	39 3/8"	0	0	0	0	0
Inlay leafs L 19 5/8"	19 5/8"	35 3/8"	0	0	0	0	0
Inlay leafs L 19 5/8"	19 5/8"	37 3/8"	0	0	0	0	0
Inlay leafs L 19 5/8"	19 5/8"	39 3/8"	0	0	0	0	0
Inlay leafs L 23 5/8"	23 5/8"	37 3/8"	0	0	0	0	0

Other dimensions, wood types and treatment on demand.
 03/2020 Typelist. Subject to alterations and errors.

TABLE MARGO (T_MARGO_4_B5x5)

With well-balanced bearing structure.

Standard coating: treatment with herbal oil.
 Solid wood table top 1 5/8" thick,
 full-length 2 3/4" – 3 1/2" width staved.
 Standard table height: 29 1/2"
 Leg profile: 2" x 2"




Length in	Width in	PRICE GROUPS (EUR)				
		I	II	III	IV	V
70 7/8	35 3/8	0	0	0	0	0
70 7/8	37 3/8	0	0	0	0	0
70 7/8	39 3/8	0	0	0	0	0
78 3/4	35 3/8	0	0	0	0	0
78 3/4	37 3/8	0	0	0	0	0
78 3/4	39 3/8	0	0	0	0	0
86 5/8	35 3/8	0	0	0	0	0
86 5/8	37 3/8	0	0	0	0	0
86 5/8	39 3/8	0	0	0	0	0
94 1/2	35 3/8	0	0	0	0	0
94 1/2	37 3/8	0	0	0	0	0
94 1/2	39 3/8	0	0	0	0	0
102 3/8	35 3/8	0	0	0	0	0
102 3/8	37 3/8	0	0	0	0	0
102 3/8	39 3/8	0	0	0	0	0
110 1/4	35 3/8	0	0	0	0	0
110 1/4	37 3/8	0	0	0	0	0
110 1/4	39 3/8	0	0	0	0	0
118 1/8	35 3/8	0	0	0	0	0
118 1/8	37 3/8	0	0	0	0	0
118 1/8	39 3/8	0	0	0	0	0

vitamin design

TABLE MARGO ROUND (T_MARGO-R_4_B5x5)

A bright and light appearance. Round table top.

Standard coating: treatment with herbal oil.
 Solid wood table top 1 5/8" thick,
 full-length 2 3/4" – 3 1/2" width staved.
 Standard table height: 29 1/2"
 Leg profile: 2"x 2"




Length in	Width in	PRICE GROUPS (EUR)				
		I	II	III	IV	V
47 1/4	47 1/4	O	O	O	O	O
55 1/8	55 1/8	O	O	O	O	O
62	62	O	O	O	O	O
70 7/8	70 7/8	O	O	O	O	O

	I	II	III	IV	V
Slanted edge	O	O	O	O	O
Straight edge	Included				

TABLE MARGO SQUARE (T_MARGO-Q_4_B5x5)

A bright and light appearance. Square table top.

Standard coating: treatment with herbal oil.
 Solid wood table top 1 5/8" thick,
 full-length 2 3/4" – 3 1/2" width staved.
 Standard table height: 29 1/2"
 Leg profile: 2"x 2"



Length in	Width in	PRICE GROUPS (EUR)				
		I	II	III	IV	V
47 1/4	47 1/4	0	0	0	0	0
55 1/8	55 1/8	0	0	0	0	0
62	62	0	0	0	0	0
70 7/8	70 7/8	0	0	0	0	0

	I	II	III	IV	V
Slanted edge	0	0	0	0	0
Straight edge	Included				


vitamin design

TABLE MARGO ROUND LINO (T_MARGO-R-LINO_4_B5x5)

A bright and light appearance.
Round linoleum tabletop with a solid wood frame.

Linoleum covered tabletop
Frame solid wood
Standard table height: 29 1/2"
Leg profile: 2"x 2"

Different linoleum colors for selection see order guidelines.



Length in	Width in	PRICE GROUPS (EUR)				
		I	II	III	IV	V
47 1/4	47 1/4	0	0	0	0	0
55 1/8	55 1/8	0	0	0	0	0
62	62	0	0	0	0	0
70 7/8	70 7/8	0	0	0	0	0


	I	II	III	IV	V
Slanted edge	0	0	0	0	0
Straight edge	Included				

TABLE MARGO SQUARE LINO (T_MARGO-Q-LINO_4_B5x5)

A bright and light appearance.
Square linoleum tabletop with a solid wood frame.

Linoleum covered tabletop
Frame solid wood
Standard table height: 29 1/2"
Leg profile: 2"x 2"

Different linoleum colors for selection see order guidelines.



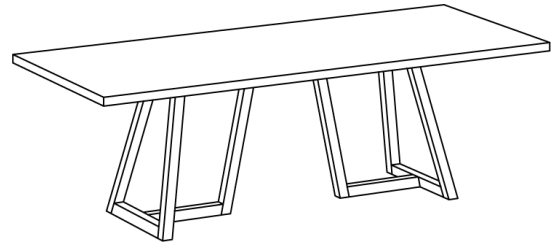
Length in	Width in	PRICE GROUPS (EUR)				
		I	II	III	IV	V
47 1/4	47 1/4	0	0	0	0	0
55 1/8	55 1/8	0	0	0	0	0
62	62	0	0	0	0	0
70 7/8	70 7/8	0	0	0	0	0

	I	II	III	IV	V
Slanted edge	0	0	0	0	0
Straight edge	Included				

TABLE MARGO SELECT (T_MARGO-SELECT_4_B5x5)

Special edition with extra wide boards
With well-balanced bearing structure.

Standard coating: treatment with herbal oil.
Solid wood table top 1 5/8" thick,
full-length 5 7/8" lamella
Standard table height: 29 1/2"
Leg profile: 2" x 2"



Length in	Width in	PRICE GROUPS (EUR)				
		I	II	III	IV	V
70 7/8	35 3/8	0	0	0	0	0
70 7/8	37 3/8	0	0	0	0	0
70 7/8	39 3/8	0	0	0	0	0
78 3/4	35 3/8	0	0	0	0	0
78 3/4	37 3/8	0	0	0	0	0
78 3/4	39 3/8	0	0	0	0	0
86 5/8	35 3/8	0	0	0	0	0
86 5/8	37 3/8	0	0	0	0	0
86 5/8	39 3/8	0	0	0	0	0
94 1/2	35 3/8	0	0	0	0	0
94 1/2	37 3/8	0	0	0	0	0
94 1/2	39 3/8	0	0	0	0	0
102 3/8	35 3/8	0	0	0	0	0
102 3/8	37 3/8	0	0	0	0	0
102 3/8	39 3/8	0	0	0	0	0
110 1/4	35 3/8	0	0	0	0	0
110 1/4	37 3/8	0	0	0	0	0
110 1/4	39 3/8	0	0	0	0	0
118 1/8	35 3/8	0	0	0	0	0
118 1/8	37 3/8	0	0	0	0	0
118 1/8	39 3/8	0	0	0	0	0

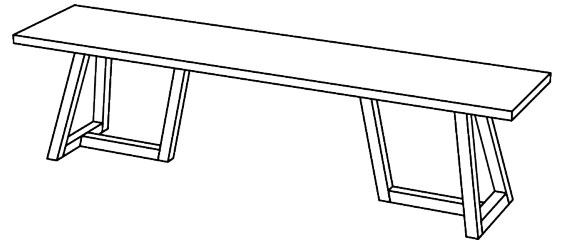
BENCH MARGO (B_MARGO_4_B4x4)

With well-balanced bearing structure.

Standard coating: treatment with herbal oil.

Solid wood table top 1 5/8" thick,
full-length 2 3/4" – 3 1/2" width staved.

Leg profile: 1 5/8" x 1 5/8"

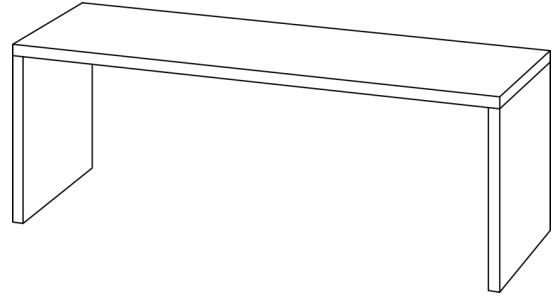


Length in	Width in	PRICE GROUPS (EUR)				
		I	II	III	IV	V
70 7/8	15 3/4	0	0	0	0	0
78 3/4	15 3/4	0	0	0	0	0
86 5/8	15 3/4	0	0	0	0	0
94 1/2	15 3/4	0	0	0	0	0
102 3/8	15 3/4	0	0	0	0	0
110 1/4	15 3/4	0	0	0	0	0
118 1/8	15 3/4	0	0	0	0	0

TABLE MENA (T_MENA_4_0)

Clear shape. Sharp edges.

Standard coating: treatment with herbal oil.
 Solid wood table top and legs 1 5/8" thick,
 full-length 2 3/4" – 3 1/2" width staved.
 Standard table height: 29 1/2"



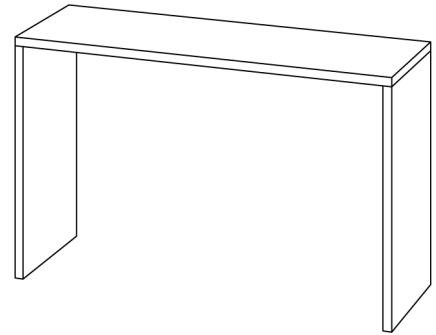
Length in	Width in	PRICE GROUPS (EUR)				
		I	II	III	IV	V
62	35 3/8	0	0	0	0	0
62	37 3/8	0	0	0	0	0
62	39 3/8	0	0	0	0	0
70 7/8	35 3/8	0	0	0	0	0
70 7/8	37 3/8	0	0	0	0	0
70 7/8	39 3/8	0	0	0	0	0
78 3/4	35 3/8	0	0	0	0	0
78 3/4	37 3/8	0	0	0	0	0
78 3/4	39 3/8	0	0	0	0	0
86 5/8	35 3/8	0	0	0	0	0
86 5/8	37 3/8	0	0	0	0	0
86 5/8	39 3/8	0	0	0	0	0
94 1/2	35 3/8	0	0	0	0	0
94 1/2	37 3/8	0	0	0	0	0
94 1/2	39 3/8	0	0	0	0	0
102 3/8	35 3/8	0	0	0	0	0
102 3/8	37 3/8	0	0	0	0	0
102 3/8	39 3/8	0	0	0	0	0
110 1/4	35 3/8	0	0	0	0	0
110 1/4	37 3/8	0	0	0	0	0
110 1/4	39 3/8	0	0	0	0	0
118 1/8	35 3/8	0	0	0	0	0
118 1/8	37 3/8	0	0	0	0	0
118 1/8	39 3/8	0	0	0	0	0

Tables with length 102 3/8" and more have a foot in the center.

TABLE MENA CONSOLE (T_MENA-C_4_0)

Clear shape. Sharp edges.

Standard coating: treatment with herbal oil.
 Solid wood table top and legs 1 5/8" thick,
 full-length 2 3/4" – 3 1/2" width staved.
 Standard height: 43 1/4"



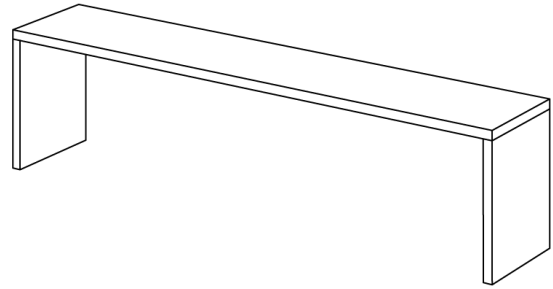
Length in	Width in	PRICE GROUPS (EUR)				
		I	II	III	IV	V
55 1/8	19 5/8	0	0	0	0	0
55 1/8	23 5/8	0	0	0	0	0
55 1/8	35 3/8	0	0	0	0	0
62	19 5/8	0	0	0	0	0
62	23 5/8	0	0	0	0	0
62	35 3/8	0	0	0	0	0
70 7/8	19 5/8	0	0	0	0	0
70 7/8	23 5/8	0	0	0	0	0
70 7/8	35 3/8	0	0	0	0	0
78 3/4	19 5/8	0	0	0	0	0
78 3/4	23 5/8	0	0	0	0	0
78 3/4	35 3/8	0	0	0	0	0

vitamin design

BENCH MENA 3 (B_MENA_3_0)

Clear shape. Sharp edges.

Standard coating: treatment with herbal oil.
 Solid wood top and legs 1 1/8" thick,
 full-length 2 3/4"-3 1/2" width staved.
 Standard bench height: 17 3/4"



Length in	Width in	PRICE GROUPS (EUR)				
		I	II	III	IV	V
39 3/8	13 3/4	0	0	0	0	0
39 3/8	15 3/4	0	0	0	0	0
47 1/4	13 3/4	0	0	0	0	0
47 1/4	15 3/4	0	0	0	0	0
55 1/8	13 3/4	0	0	0	0	0
55 1/8	15 3/4	0	0	0	0	0
62	13 3/4	0	0	0	0	0
62	15 3/4	0	0	0	0	0
70 7/8	13 3/4	0	0	0	0	0
70 7/8	15 3/4	0	0	0	0	0
78 3/4	13 3/4	0	0	0	0	0
78 3/4	15 3/4	0	0	0	0	0
86 5/8	13 3/4	0	0	0	0	0
86 5/8	15 3/4	0	0	0	0	0
94 1/2	13 3/4	0	0	0	0	0
94 1/2	15 3/4	0	0	0	0	0

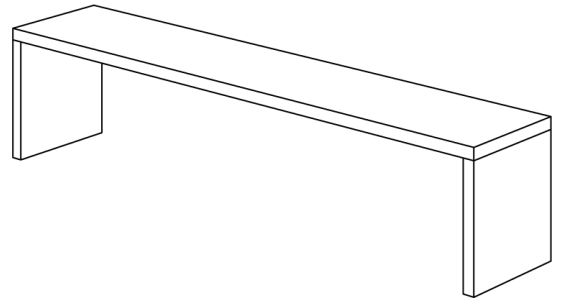
BENCH MENA 4 (B_MENA_4_0)

Clear shape. Sharp edges.

Standard coating: treatment with herbal oil.

Solid wood top and legs 1 5/8" thick,
full-length 2 3/4"-3 1/2" width staved.

Standard bench height: 17 3/4"



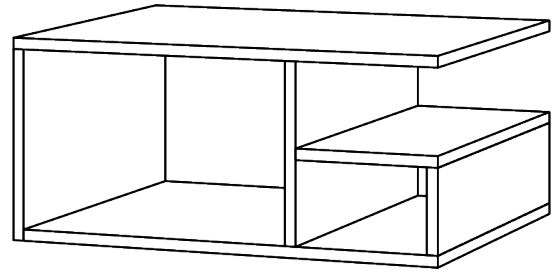
Length in	Width in	PRICE GROUPS (EUR)				
		I	II	III	IV	V
39 3/8	13 3/4	0	0	0	0	0
39 3/8	15 3/4	0	0	0	0	0
47 1/4	13 3/4	0	0	0	0	0
47 1/4	15 3/4	0	0	0	0	0
55 1/8	13 3/4	0	0	0	0	0
55 1/8	15 3/4	0	0	0	0	0
62	13 3/4	0	0	0	0	0
62	15 3/4	0	0	0	0	0
70 7/8	13 3/4	0	0	0	0	0
70 7/8	15 3/4	0	0	0	0	0
78 3/4	13 3/4	0	0	0	0	0
78 3/4	15 3/4	0	0	0	0	0
86 5/8	13 3/4	0	0	0	0	0
86 5/8	15 3/4	0	0	0	0	0
94 1/2	13 3/4	0	0	0	0	0
94 1/2	15 3/4	0	0	0	0	0
102 3/8	13 3/4	0	0	0	0	0
102 3/8	15 3/4	0	0	0	0	0
110 1/4	13 3/4	0	0	0	0	0
110 1/4	15 3/4	0	0	0	0	0

vitamin design

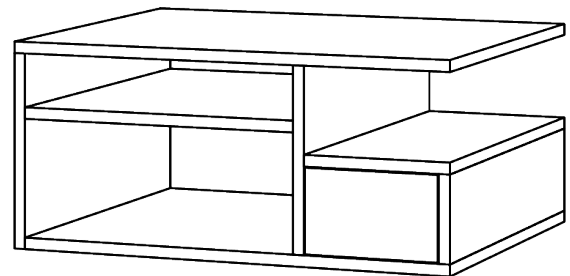
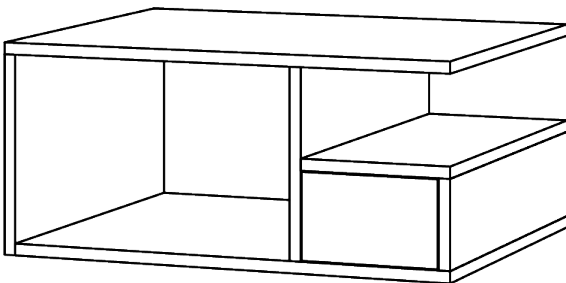
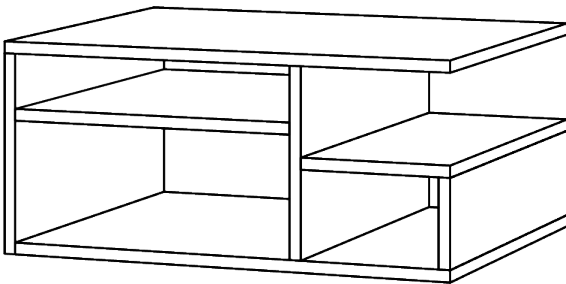
COFFEE TABLE MENA A (C_MENA-A_2.5_0)

Clear shape. Sharp edges.

Combinable with shelf and drawer
 Standard coating: treatment with herbal oil.
 Solid wood top 1" thick, full-length 2 3/4"-3 1/2" lamella.
 Price without drawer and shelf



L x W x H in	PRICE GROUPS (EUR)				
	I	II	III	IV	V
39 3/8x23 5/8x17 3/4	0	0	0	0	0
39 3/8x31 1/2x17 3/4	0	0	0	0	0



	I	II	III	IV	V
Accessory: Shelf	0	0	0	0	0
Accessory: Drawer	0	0	0	0	0
Accessory: Shelf&Drawer	0	0	0	0	0

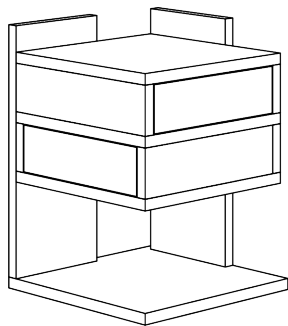
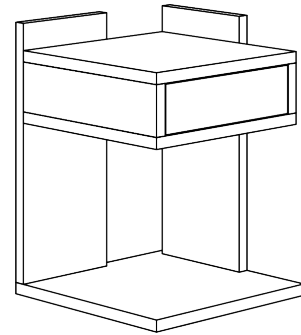
COFFEE TABLE MENA H (C_MENA-H_2.5_0)

Clear shape. Sharp edges.

Standard coating: treatment with herbal oil.

Solid wood top 1" thick, full-length 2 3/4"-3 1/2" lamella.

Price including 1 drawer



L x W x H in	PRICE GROUPS (EUR)				
	I	II	III	IV	V
15 3/4x15 3/4x23 5/8	0	0	0	0	0
17 3/4x17 3/4x23 5/8	0	0	0	0	0

	I	II	III	IV	V
Accessory: 1x Drawer	Included				
Accessory: 2x Drawer	0	0	0	0	0

vitamin design

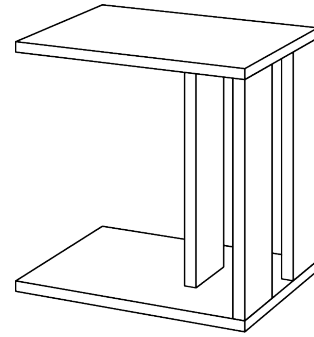
COFFEE TABLE MENA M (C_MENA-M_2.5_0)

Clear shape. Sharp edges.

As a side table or even a stool

Standard coating: treatment with herbal oil.

Solid wood top 1" thick, full-length 2 3/4"-3 1/2" lamella.

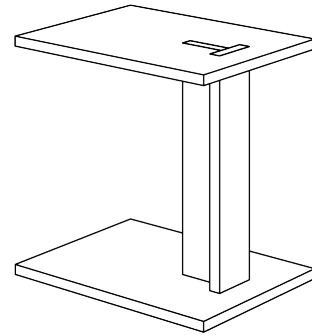


L x W x H in	PRICE GROUPS (EUR)				
	I	II	III	IV	V
17 3/4x17 3/4x17 3/4	0	0	0	0	0

COFFEE TABLE MENA T (C_MENA-T_2.5_0)

Nicely inlaid T

Perfect Side table for the couch or bed.
 Standard coating: treatment with herbal oil.
 Solid wood top 1" thick, full-length 2 3/4"-3 1/2" lamella.



L x W x H in	PRICE GROUPS (EUR)				
	I	II	III	IV	V
17 3/4x15 3/4x23 5/8	0	0	0	0	0
17 3/4x15 3/4x28 3/8	0	0	0	0	0
23 5/8x17 3/4x23 5/8	0	0	0	0	0
23 5/8x17 3/4x28 3/8	0	0	0	0	0

vitamin design

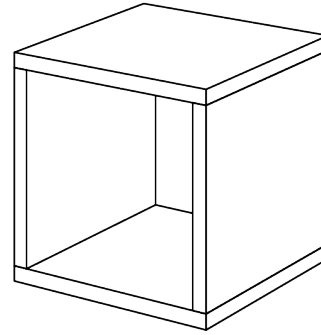
COFFEE TABLE MENA B 3 (C_MENA-B_3_0)

Clear shape. Sharp edges.

Standard coating: treatment with herbal oil.

Solid wood boards 1 1/8" thick,
full-length 2 3/4" – 3 1/2" width staved.

With bottom board.



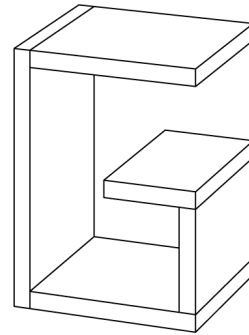
L x W x H in	PRICE GROUPS (EUR)				
	I	II	III	IV	V
11 3/4x11 3/4x15 3/4	O	O	O	O	O
15 3/4x15 3/4x17 3/4	O	O	O	O	O
17 3/4x17 3/4x17 3/4	O	O	O	O	O
19 5/8x19 5/8x19 5/8	O	O	O	O	O

COFFEE TABLE MENA G 3 (C_MENA-G_3_0)

Clear shape. Sharp edges.

Standard coating: treatment with herbal oil.

Solid wood boards 1 1/8" thick,
full-length 2 3/4" – 3 1/2" width staved.



L x W x H in	PRICE GROUPS (EUR)				
	I	II	III	IV	V
15 3/4x17 3/4x23 5/8	0	0	0	0	0

vitamin design

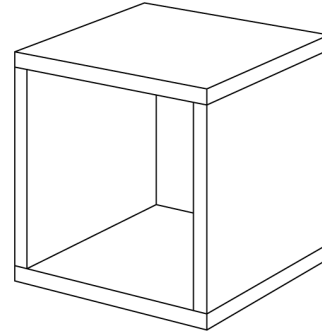
COFFEE TABLE MENA B 4 (C_MENA-B_4_0)

Clear shape. Sharp edges.

Standard coating: treatment with herbal oil.

Solid wood boards 1 5/8" thick,
full-length 2 3/4" – 3 1/2" width staved.

With bottom board.



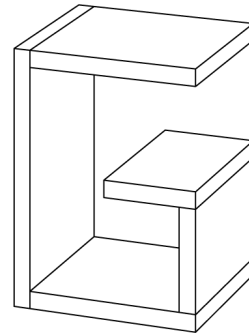
L x W x H in	PRICE GROUPS (EUR)				
	I	II	III	IV	V
11 3/4x11 3/4x15 3/4	O	O	O	O	O
15 3/4x15 3/4x17 3/4	O	O	O	O	O
17 3/4x17 3/4x17 3/4	O	O	O	O	O
19 5/8x19 5/8x19 5/8	O	O	O	O	O

COFFEE TABLE MENA G 4 (C_MENA-G_4_0)

Clear shape. Sharp edges.

Standard coating: treatment with herbal oil.

Solid wood boards 1 5/8" thick,
full-length 2 3/4" – 3 1/2" width staved.



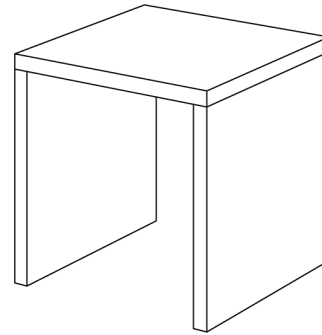
L x W x H in	PRICE GROUPS (EUR)				
	I	II	III	IV	V
15 3/4x17 3/4x23 5/8	0	0	0	0	0

vitamin design

STOOL MENA 3 (H_MENA_3_0)

Clear shape. Sharp edges.

Standard coating: treatment with herbal oil.
 Solid wood boards 1 1/8" thick,
 full-length 2 3/4" – 3 1/2" width staved.

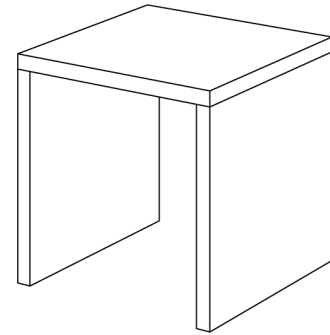


W x D x H in	PRICE GROUPS (EUR)				
	I	II	III	IV	V
11 3/4x11 3/4x15 3/4	O	O	O	O	O
15 3/4x15 3/4x17 3/4	O	O	O	O	O
17 3/4x17 3/4x17 3/4	O	O	O	O	O
19 5/8x19 5/8x19 5/8	O	O	O	O	O

STOOL MENA 4 (H_MENA_4_0)

Clear shape. Sharp edges.

Standard coating: treatment with herbal oil.
Solid wood boards 1 5/8" thick,
full-length 2 3/4" – 3 1/2" width staved.



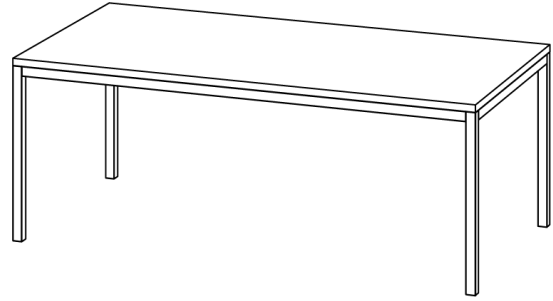
W x D x H in	PRICE GROUPS (EUR)				
	I	II	III	IV	V
11 3/4x11 3/4x15 3/4	0	0	0	0	0
15 3/4x15 3/4x17 3/4	0	0	0	0	0
17 3/4x17 3/4x17 3/4	0	0	0	0	0
19 5/8x19 5/8x19 5/8	0	0	0	0	0

vitamin design

TABLE NOJUS (T_NOJUS_3_B4x4)

Tabletop flush to frame. Sharp edges.

Solid wood table top 1 1/8" thick (visually 3/4"),
 full-length 2 3/4" – 3 1/2" width staved.
 Standard table height: 29 1/2"
 Leg profile: stainless steel 1 5/8"
 Frame: stainless steel 1 5/8"

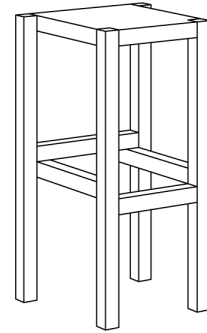


Length in	Width in	PRICE GROUPS (EUR)				
		I	II	III	IV	V
70 7/8	35 3/8	O	O	O	O	O
70 7/8	39 3/8	O	O	O	O	O
78 3/4	35 3/8	O	O	O	O	O
78 3/4	39 3/8	O	O	O	O	O
86 5/8	35 3/8	O	O	O	O	O
86 5/8	39 3/8	O	O	O	O	O

STOOL PALI (H_PALI_4_B3.5x3.5)

Bar stool withflair.

Standard coating: treatment with herbal oil.
 Solid wood top 1 3/8" thick.
 Standard height: 29 9/6"
 Width: 15 2/6", Depth: 14 1/6"
 Frame: 1 3/8"

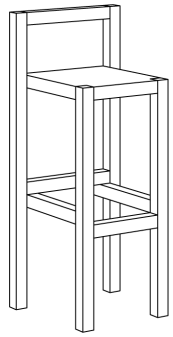


L x W x H in	PRICE GROUPS (EUR)				
	I	II	III	IV	V
15 3/8x14 1/8x25 1/4	0	0	0	0	0
15 3/8x14 1/8x29 1/8	0	0	0	0	0

STOOL PALI RL (H_PALI-RL_4_B3.5x3.5)

Bar stool with backrest

Standard coating: treatment with herbal oil.
 Solid wood top 1 3/8" thick.
 Standard height: 29 9/6"
 Width: 15 2/6", Depth: 14 1/6"
 Frame: 1 3/8"




L x W x H in	PRICE GROUPS (EUR)				
	I	II	III	IV	V
15 3/8x14 1/8x25 1/4	O	O	O	O	O
15 3/8x14 1/8x29 1/8	O	O	O	O	O

TABLE PAPILIO (T_PAPILIO_4_B7x7)

Tree trunk table from two mirrored boards with a narrow gap in between.

Standard coating: treatment with herbal oil.
 Solid wood table top 1 5/8" thick.
 Leg profile: 2 3/4" x 2 3/4"
 Standard table height: 29 1/2"

Width: 35 3/8" - 35 3/8"




Length in	Width in	PRICE GROUPS (EUR)				
		I	II	III	IV	V
70 7/8	35 3/8	0	0	0	0	0
78 3/4	35 3/8	0	0	0	0	0
86 5/8	35 3/8	0	0	0	0	0
94 1/2	35 3/8	0	0	0	0	0
102 3/8	35 3/8	0	0	0	0	0
110 1/4	35 3/8	0	0	0	0	0
118 1/8	35 3/8	0	0	0	0	0

TABLE PAPILIO SIMPLE (T_PAPILIO-S_4_B7x7)

Tree trunk table from two non-mirrored boards with a narrow gap in between.

Standard coating: treatment with herbal oil.
 Solid wood table top 1 5/8" thick.
 Leg profile: 2 3/4" x 2 3/4"
 Standard table height: 29 1/2"

Width: 35 3/8" - 35 3/8"




Length in	Width in	PRICE GROUPS (EUR)				
		I	II	III	IV	V
70 7/8	35 3/8	O	O	O	O	O
78 3/4	35 3/8	O	O	O	O	O
86 5/8	35 3/8	O	O	O	O	O
94 1/2	35 3/8	O	O	O	O	O
102 3/8	35 3/8	O	O	O	O	O
110 1/4	35 3/8	O	O	O	O	O
118 1/8	35 3/8	O	O	O	O	O

TABLE PAPILIO BASIC (T_PAPILIO-B_4_B7x7)

The tabletop made from the solid wooden slats glued boards.

Standard coating: treatment with herbal oil.
 Solid wood table top 1 5/8" thick,
 full-length 2 3/4" – 3 1/2" width staved.
 Standard table height: 29 1/2"
 Leg profile: 2 3/4" x 2 3/4"

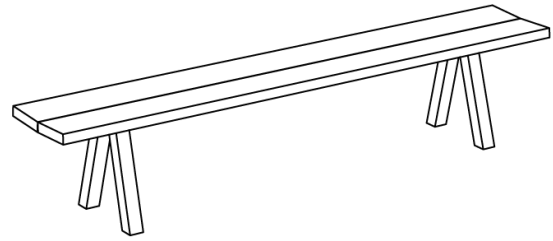


Length in	Width in	PRICE GROUPS (EUR)				
		I	II	III	IV	V
70 7/8	35 3/8	0	0	0	0	0
70 7/8	37 3/8	0	0	0	0	0
70 7/8	39 3/8	0	0	0	0	0
78 3/4	35 3/8	0	0	0	0	0
78 3/4	37 3/8	0	0	0	0	0
78 3/4	39 3/8	0	0	0	0	0
86 5/8	35 3/8	0	0	0	0	0
86 5/8	37 3/8	0	0	0	0	0
86 5/8	39 3/8	0	0	0	0	0
94 1/2	35 3/8	0	0	0	0	0
94 1/2	37 3/8	0	0	0	0	0
94 1/2	39 3/8	0	0	0	0	0
102 3/8	35 3/8	0	0	0	0	0
102 3/8	37 3/8	0	0	0	0	0
102 3/8	39 3/8	0	0	0	0	0
110 1/4	35 3/8	0	0	0	0	0
110 1/4	37 3/8	0	0	0	0	0
110 1/4	39 3/8	0	0	0	0	0
118 1/8	35 3/8	0	0	0	0	0
118 1/8	37 3/8	0	0	0	0	0
118 1/8	39 3/8	0	0	0	0	0

BENCH PAPILIO SIMPLE (B_PAPILIO-S_4_B6x6)

A Tree Trunk Bench from two solid boards.
For sitting comfort top tapers toward the middle

Standard coating: treatment with herbal oil.
Solid wood top 1 5/8" thick
Seat depth: 15 3/4"
Height: 17 3/4"
Leg profile: 2 3/8" x 2 3/8"

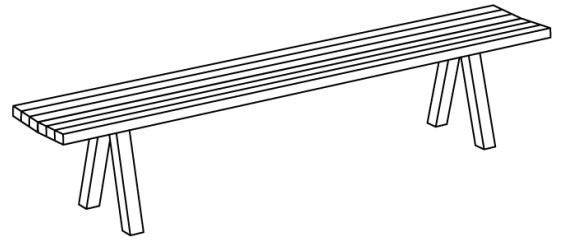


Length in	Width in	PRICE GROUPS (EUR)				
		I	II	III	IV	V
62	15 3/4	O	O	O	O	O
70 7/8	15 3/4	O	O	O	O	O
78 3/4	15 3/4	O	O	O	O	O
86 5/8	15 3/4	O	O	O	O	O
94 1/2	15 3/4	O	O	O	O	O
102 3/8	15 3/4	O	O	O	O	O
110 1/4	15 3/4	O	O	O	O	O
118 1/8	15 3/4	O	O	O	O	O

BENCH PAPILIO BASIC (B_PAPILIO-B_4_B6x6)

The solid wood top made from the glued boards
For sitting comfort top tapers toward the middle.

Standard coating: treatment with herbal oil.
Solid wood top 1 5/8" thick.
Seat depth: 15 3/4"
Height: 17 3/4"
Leg profile: 2 3/8" x 2 3/8"

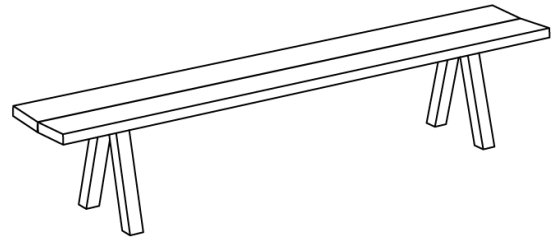


Length in	Width in	PRICE GROUPS (EUR)				
		I	II	III	IV	V
62	15 3/4	0	0	0	0	0
70 7/8	15 3/4	0	0	0	0	0
78 3/4	15 3/4	0	0	0	0	0
86 5/8	15 3/4	0	0	0	0	0
94 1/2	15 3/4	0	0	0	0	0
102 3/8	15 3/4	0	0	0	0	0
110 1/4	15 3/4	0	0	0	0	0
118 1/8	15 3/4	0	0	0	0	0

BENCH PAPILIO (B_PAPILIO_4_B6x6)

A Tree Trunk Bench from two mirrored solid boards.
For sitting comfort top tapers toward the middle

Solid wood top 1 5/8" thick
Seat depth: 15 3/4"
Height: 17 3/4"
Leg profile: 2 3/8" x 2 3/8"

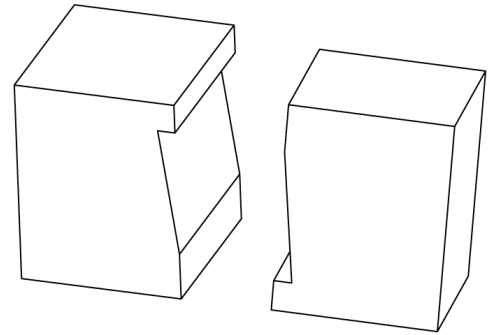


Length in	Width in	PRICE GROUPS (EUR)				
		I	II	III	IV	V
70 7/8	15 3/4	O	O	O	O	O
78 3/4	15 3/4	O	O	O	O	O
86 5/8	15 3/4	O	O	O	O	O
94 1/2	15 3/4	O	O	O	O	O
102 3/8	15 3/4	O	O	O	O	O
110 1/4	15 3/4	O	O	O	O	O
118 1/8	15 3/4	O	O	O	O	O

COFFEE TABLE PFEIFE (C_PFEIFE_0_0)

All-rounder from logs. Pure nature with open knots and cracks.

Standard coating: treatment with herbal oil.



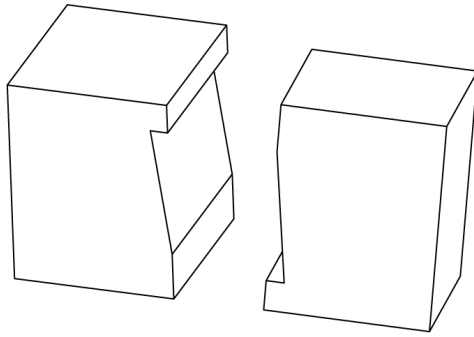
L x W x H in	PRICE GROUPS (EUR)				
	I	II	III	IV	V
11 3/4x11 3/4x17 3/4	0	0	0	0	0

vitamin design

STOOL PFEIFE (H_PFEIFE_0_0)

All-rounder from logs. Pure nature with open knots and cracks.

Standard coating: treatment with herbal oil.



W x D x H in	PRICE GROUPS (EUR)				
	I	II	III	IV	V
11 3/4x11 3/4x17 3/4	0	0	0	0	0

TABLE RHOMBI BUTTERFLY (T_RHOMBI-SP_2.5_B10x6)

The solid table top slightly tapered towards the bottom in combination with tilted rhombic legs. Extendable in addition up to 39 3/8".

Standard coating: treatment with herbal oil.

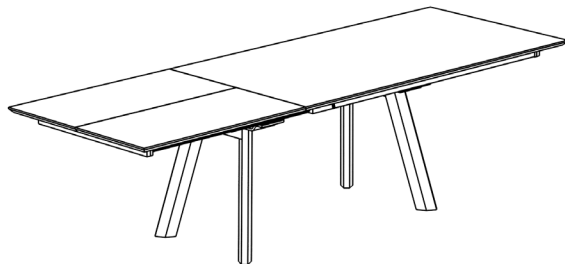
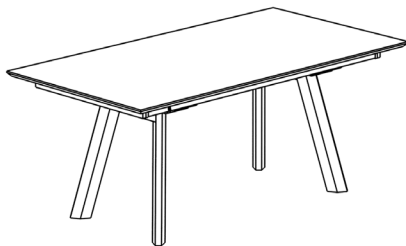
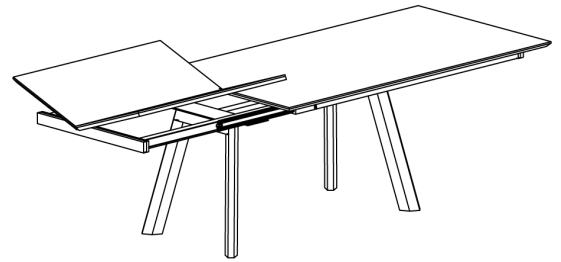
Solid wood table top 1" thick, full-length 2 3/4" – 3 1/2" width staved.

Standard table height: 29 1/2"

Frame: Aluminium (2 1/8")

Leg profile: 3 7/8" x 2 3/8"

Price with integrated extension 1 x 39 3/8" cm and aluminium frame.



Length in	Width in	PRICE GROUPS (EUR)				
		I	II	III	IV	V
62	35 3/8	0	0	0	0	0
62	37 3/8	0	0	0	0	0
62	39 3/8	0	0	0	0	0
70 7/8	35 3/8	0	0	0	0	0
70 7/8	37 3/8	0	0	0	0	0
70 7/8	39 3/8	0	0	0	0	0
78 3/4	35 3/8	0	0	0	0	0
78 3/4	37 3/8	0	0	0	0	0
78 3/4	39 3/8	0	0	0	0	0
86 5/8	35 3/8	0	0	0	0	0
86 5/8	37 3/8	0	0	0	0	0
86 5/8	39 3/8	0	0	0	0	0

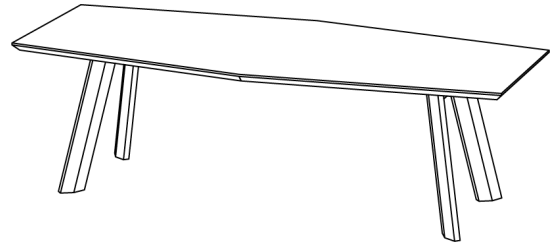
Extension with continuous grain only available for up to max 118 1/8" total length.

	I	II	III	IV	V
One sided Butterfly-System L 39 3/8", lengthwise grain	Included				
One sided Butterfly-System L 39 3/8", continuous grain	0	0	0	0	0
Wooden trim frame	0	0	0	0	0

TABLE RHOMBI (T_RHOMBI_4_B13x7)

Rhombic table top which tapers towards the bottom.
Rhombic tilted feet.

Solid wood table top 1 5/8" thick,
full-length 2 3/4" – 3 1/2" width staved.
Standard table height: 29 1/2"
Leg profile: 1 5/8"x 2 3/4"

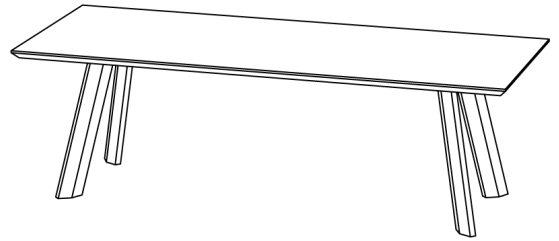


Length in	Width in	PRICE GROUPS (EUR)				
		I	II	III	IV	V
70 7/8	22 7/8	O	O	O	O	O
78 3/4	25 1/4	O	O	O	O	O
86 5/8	27	O	O	O	O	O
94 1/2	30 3/8	O	O	O	O	O
102 3/8	33 1/8	O	O	O	O	O
110 1/4	35 3/8	O	O	O	O	O

TABLE RHOMBI BASIC (T_RHOMBI-B_4_B13x7)

Rhombic table top which tapers towards the bottom.
Rhombic tilted feet.

Standard coating: treatment with herbal oil.
Solid wood table top 1 5/8" thick,
full-length 2 3/4" – 3 1/2" width staved.
Standard table height: 29 1/2"
Leg profile: 1 5/8"x 2 3/4"



Length in	Width in	PRICE GROUPS (EUR)				
		I	II	III	IV	V
70 7/8	35 3/8	0	0	0	0	0
70 7/8	37 3/8	0	0	0	0	0
70 7/8	39 3/8	0	0	0	0	0
78 3/4	35 3/8	0	0	0	0	0
78 3/4	37 3/8	0	0	0	0	0
78 3/4	39 3/8	0	0	0	0	0
86 5/8	35 3/8	0	0	0	0	0
86 5/8	37 3/8	0	0	0	0	0
86 5/8	39 3/8	0	0	0	0	0
94 1/2	35 3/8	0	0	0	0	0
94 1/2	37 3/8	0	0	0	0	0
94 1/2	39 3/8	0	0	0	0	0
102 3/8	35 3/8	0	0	0	0	0
102 3/8	37 3/8	0	0	0	0	0
102 3/8	39 3/8	0	0	0	0	0
110 1/4	35 3/8	0	0	0	0	0
110 1/4	37 3/8	0	0	0	0	0
110 1/4	39 3/8	0	0	0	0	0
118 1/8	35 3/8	0	0	0	0	0
118 1/8	37 3/8	0	0	0	0	0
118 1/8	39 3/8	0	0	0	0	0


vitamin design

TABLE RHOMBI ROUND LINO (T_RHOMBI-R-LINO_4_B10x6)

Linoleum table top which tapers towards the bottom.
Rhombic tilted wooden feet.

Solid wood or linoleum table top 1 5/8" thick,
full-length 2 3/4" – 3 1/2" width staved.
Standard table height: 29 1/2"
Leg profile: 2 3/8" x 1 5/8"

Different linoleum colors for selection see order guidelines.




Length in	Width in	PRICE GROUPS (EUR)				
		I	II	III	IV	V
31 1/2	31 1/2	O	O	O	O	O
35 3/8	35 3/8	O	O	O	O	O
39 3/8	39 3/8	O	O	O	O	O
47 1/4	47 1/4	O	O	O	O	O
55 1/8	55 1/8	O	O	O	O	O

TABLE RHOMBI ROUND (T_RHOMBI-R_4_B10x6)

Wooden table top which tapers towards the bottom.
Rhombic tilted wooden feet.

Solid wood or linoleum table top 1 5/8" thick,
full-length 2 3/4" – 3 1/2" width staved.
Standard table height: 29 1/2"
Leg profile: 2 3/8" x 1 5/8"



Length in	Width in	PRICE GROUPS (EUR)				
		I	II	III	IV	V
31 1/2	31 1/2	0	0	0	0	0
35 3/8	35 3/8	0	0	0	0	0
39 3/8	39 3/8	0	0	0	0	0
47 1/4	47 1/4	0	0	0	0	0
55 1/8	55 1/8	0	0	0	0	0


COFFEE TABLE RHOMBI ROUND LINO (C_RHOMBI-R-LINO_2_B5x3)

Linoleum table top which tapers towards the bottom.
Rhombic tilted wooden feet.

Framework in solid wood standard coating: treatment with herbal oil.

Solid wood top 3/4" thick.
Leg profile: 2" x 1 1/8"

Different linoleum colors for selection see order guidelines.




L x W x H in	PRICE GROUPS (EUR)				
	I	II	III	IV	V
18 1/8x18 1/8x15 3/4	0	0	0	0	0
18 1/8x18 1/8x17 3/8	0	0	0	0	0
18 1/8x18 1/8x18 7/8	0	0	0	0	0
23 5/8x23 5/8x15 3/4	0	0	0	0	0
23 5/8x23 5/8x17 3/8	0	0	0	0	0
23 5/8x23 5/8x18 7/8	0	0	0	0	0
31 1/2x31 1/2x15 3/4	0	0	0	0	0
31 1/2x31 1/2x17 3/8	0	0	0	0	0
31 1/2x31 1/2x18 7/8	0	0	0	0	0

COFFEE TABLE RHOMBI ROUND (C_RHOMBI-R_2.5_B5x3)

Wooden table top which tapers towards the bottom.
Rhombic tilted wooden feet.

Solid wood top 3/4" thick,
full-length 2 3/4" – 3 1/2" width staved.
Leg profile: 2 " x 1 1/8"



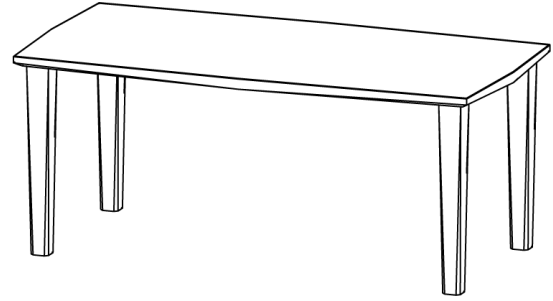
L x W x H in	PRICE GROUPS (EUR)				
	I	II	III	IV	V
18 1/8x18 1/8x15 3/4	0	0	0	0	0
18 1/8x18 1/8x17 3/8	0	0	0	0	0
18 1/8x18 1/8x18 7/8	0	0	0	0	0
23 5/8x23 5/8x15 3/4	0	0	0	0	0
23 5/8x23 5/8x17 3/8	0	0	0	0	0
23 5/8x23 5/8x18 7/8	0	0	0	0	0
31 1/2x31 1/2x15 3/4	0	0	0	0	0
31 1/2x31 1/2x17 3/8	0	0	0	0	0
31 1/2x31 1/2x18 7/8	0	0	0	0	0

vitamin design

TABLE RUBI (T_RUBI_4_B8.5x8.5)

A Diamond of Wood. Subtle edges in a diamond cut.

Standard coating: treatment with herbal oil.
 Solid wood table top 1 5/8" thick,
 full-length 2 3/4" – 3 1/2" width staved.
 Frameless
 Standard table height: 29 1/2"
 Leg profile: 3 3/8" x 3 3/8"

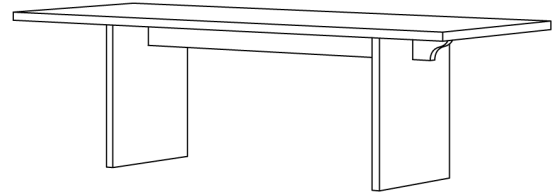


Length in	Width in	PRICE GROUPS (EUR)				
		I	II	III	IV	V
62	35 3/8	0	0	0	0	0
62	37 3/8	0	0	0	0	0
62	39 3/8	0	0	0	0	0
70 7/8	35 3/8	0	0	0	0	0
70 7/8	37 3/8	0	0	0	0	0
70 7/8	39 3/8	0	0	0	0	0
78 3/4	35 3/8	0	0	0	0	0
78 3/4	37 3/8	0	0	0	0	0
78 3/4	39 3/8	0	0	0	0	0
86 5/8	35 3/8	0	0	0	0	0
86 5/8	37 3/8	0	0	0	0	0
86 5/8	39 3/8	0	0	0	0	0
94 1/2	35 3/8	0	0	0	0	0
94 1/2	37 3/8	0	0	0	0	0
94 1/2	39 3/8	0	0	0	0	0

TABLE SAGA (T_SAGA_4_B4)

Sharp edges. Solid construction with no screws.
Legs are connected by means of a board that runs centrally, leaving ample legroom.

Standard coating: treatment with herbal oil.
Solid wood table top 1 5/8" thick,
full-length 2 3/4"-3 1/2" width staved.
Standard table height: 29 1/2"
Leg profile: 1 5/8"

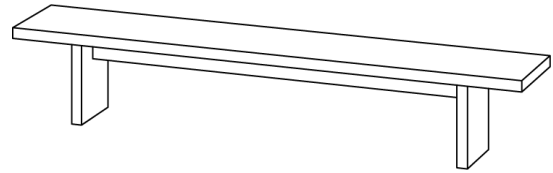


Length in	Width in	PRICE GROUPS (EUR)				
		I	II	III	IV	V
70 7/8	35 3/8	0	0	0	0	0
70 7/8	37 3/8	0	0	0	0	0
70 7/8	39 3/8	0	0	0	0	0
78 3/4	35 3/8	0	0	0	0	0
78 3/4	37 3/8	0	0	0	0	0
78 3/4	39 3/8	0	0	0	0	0
86 5/8	35 3/8	0	0	0	0	0
86 5/8	37 3/8	0	0	0	0	0
86 5/8	39 3/8	0	0	0	0	0
94 1/2	35 3/8	0	0	0	0	0
94 1/2	37 3/8	0	0	0	0	0
94 1/2	39 3/8	0	0	0	0	0
102 3/8	35 3/8	0	0	0	0	0
102 3/8	37 3/8	0	0	0	0	0
102 3/8	39 3/8	0	0	0	0	0
110 1/4	35 3/8	0	0	0	0	0
110 1/4	37 3/8	0	0	0	0	0
110 1/4	39 3/8	0	0	0	0	0
118 1/8	35 3/8	0	0	0	0	0
118 1/8	37 3/8	0	0	0	0	0
118 1/8	39 3/8	0	0	0	0	0

BENCH SAGA (B_SAGA_4_B4)

Sharp edges.

Standard coating: treatment with herbal oil.
 Solid wood top 1 5/8" thick,
 full-length 2 3/4"-3 1/2" width staved.
 Standard bench height: 17 3/4"
 Leg profile: 1 5/8"



Length in	Width in	PRICE GROUPS (EUR)				
		I	II	III	IV	V
70 7/8	13 3/4	0	0	0	0	0
70 7/8	15 3/4	0	0	0	0	0
78 3/4	13 3/4	0	0	0	0	0
78 3/4	15 3/4	0	0	0	0	0
86 5/8	13 3/4	0	0	0	0	0
86 5/8	15 3/4	0	0	0	0	0
94 1/2	13 3/4	0	0	0	0	0
94 1/2	15 3/4	0	0	0	0	0
102 3/8	13 3/4	0	0	0	0	0
102 3/8	15 3/4	0	0	0	0	0
110 1/4	13 3/4	0	0	0	0	0
110 1/4	15 3/4	0	0	0	0	0
118 1/8	13 3/4	0	0	0	0	0
118 1/8	15 3/4	0	0	0	0	0

BENCH SENA (B_SENA_4_B4)

Sharp edges.

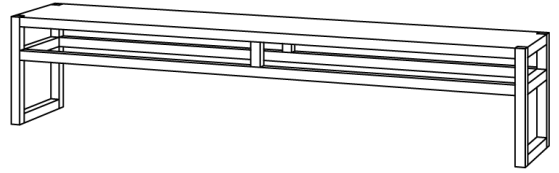
Standard coating: treatment with herbal oil.

Solid wood top 1 5/8" thick,

full-length 2 3/4"-3 1/2" width staved.

Standard bench height: 17 3/4"

Frame: 1 5/8"x 1 5/8"



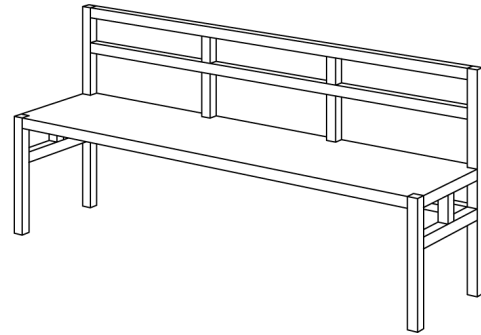
Length in	Width in	PRICE GROUPS (EUR)				
		I	II	III	IV	V
62	15 3/4	0	0	0	0	0
70 7/8	15 3/4	0	0	0	0	0
78 3/4	15 3/4	0	0	0	0	0
86 5/8	15 3/4	0	0	0	0	0
94 1/2	15 3/4	0	0	0	0	0
102 3/8	15 3/4	0	0	0	0	0
110 1/4	15 3/4	0	0	0	0	0

vitamin design

BENCH SENA RL (B_SENA-RL_4_B4)

Standard coating: treatment with herbal oil.

Solid wood top 1 5/8" thick,
 full-length 2 3/4"-3 1/2" width staved.
 Height: 31 1/2"
 Standard height: 17 3/4"
 Seat depth: 16 1/8"
 Leg profile: 1 5/8" x 1 5/8"



Length in	Width in	PRICE GROUPS (EUR)				
		I	II	III	IV	V
62	17 3/4	O	O	O	O	O
70 7/8	17 3/4	O	O	O	O	O
78 3/4	17 3/4	O	O	O	O	O
86 5/8	17 3/4	O	O	O	O	O
94 1/2	17 3/4	O	O	O	O	O

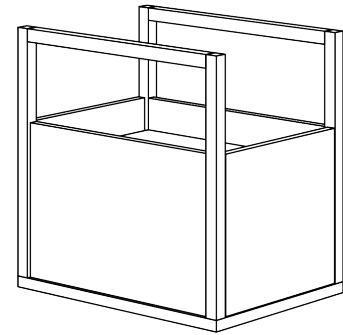
COFFEE TABLE SENA SERVIER (C_SENA-SERVIER_2_0)

Serving trolley on rolls

With 2 Drawers

Standard coating: treatment with herbal oil.

Solid wood top 1" thick, full-length 2 3/4"-3 1/2" width staved.



L x W x H in	PRICE GROUPS (EUR)				
	I	II	III	IV	V
23 5/8x17 3/4x23 5/8	0	0	0	0	0

	I	II	III	IV	V
Accessory: Rolls for soft surface	0	0	0	0	0
Accessory: Rolls for hard surface	0	0	0	0	0

COFFEE TABLE SENA (C_SENA_3_B3x3)

Flexible and modern adjusting to living arrangement.

Price without Additions

Combinable with shelf or soft insert drawer.

Permanently mounted.

Standard coating: treatment with herbal oil.

Solid wood or combination with BIO-MDF available in colours:


light grey (SLG), grey (SCZ), black (SBL), chocolate

(SBC), yellow (SYW),

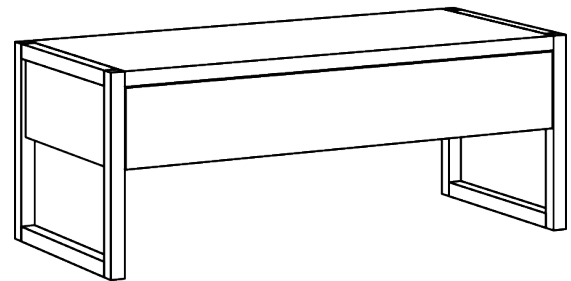


orange (SOR), red (SSC), violet (SVI), blue (SRB),

green mint (SGM).

Price without additions



L x W x H in	PRICE GROUPS (EUR)				
	I	II	III	IV	V
40 x 17 3/4 x 15 3/4	0	0	0	0	0

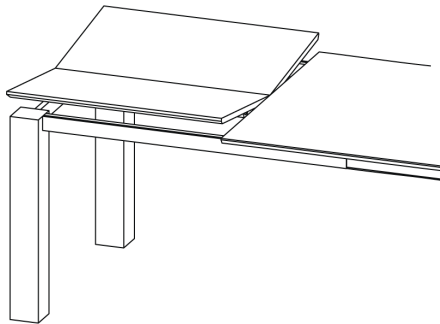
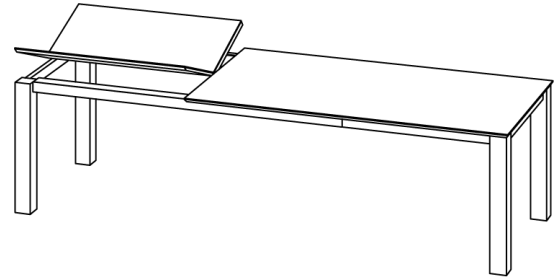


	I	II	III	IV	V
Accessory: Shelf with open sides	0	0	0	0	0
Accessory: Shelf with closed sides	0	0	0	0	0
Accessory: Drawer	0	0	0	0	0

TABLE SLIM BUTTERFLY (T_SLIM-SP_2_B9x9)

Visible aluminium frame.
 Extendable in addition up to 46 1/8"
 with one folding butterfly leaf hidden in the table.
 Standard coating: treatment with herbal oil.

Solid wood table top 3/4" thick,
 full-length 2 3/4" – 3 1/2" width staved.
 The table top and extensions crosswise grain.
 Standard table height: 29 1/2"
 Leg profile: 3 1/2" x 3 1/2"
 Prices with 1 extendable leaf 1x39 3/8", crosswise grain.



Length in	Width in	PRICE GROUPS (EUR)				
		I	II	III	IV	V
62	35 3/8	0	0	0	0	0
62	37 3/8	0	0	0	0	0
62	39 3/8	0	0	0	0	0
70 7/8	35 3/8	0	0	0	0	0
70 7/8	37 3/8	0	0	0	0	0
70 7/8	39 3/8	0	0	0	0	0
78 3/4	35 3/8	0	0	0	0	0
78 3/4	37 3/8	0	0	0	0	0
78 3/4	39 3/8	0	0	0	0	0
86 5/8	35 3/8	0	0	0	0	0
86 5/8	37 3/8	0	0	0	0	0
86 5/8	39 3/8	0	0	0	0	0


	I	II	III	IV	V
One sided Butterfly-System L 39 3/8", cross grain	Included				
One sided Butterfly-System L 46 1/8", cross grain	0	0	0	0	0

vitamin design

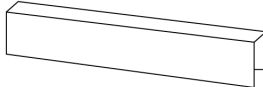
STOOL STEP (H_STEP_4_B4x4)

Resting legs in style. Steps in different height.

Standard coating: treatment with herbal oil.
 Solid wood top 1 5/8" thick.
 Frame: 1 5/8"



W x D x H in	PRICE GROUPS (EUR)				
	I	II	III	IV	V
14 1/8x14 1/8x25 1/4	O	O	O	O	O
14 1/8x14 1/8x29 1/8	O	O	O	O	O

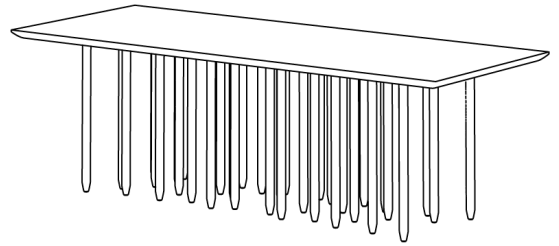


	I	II	III	IV	V
Accessory: Stainless steel metal cover	O	O	O	O	O

TABLE STILUS (T_STILUS_4_B6x6)

Like a collection of pencils, many slender feet hold the beautifully designed, stable table top.

Standard coating: treatment with herbal oil.
 Solid wood table top 1 5/8" thick,
 full-length 2 3/4"-3 1/2" width staved.
 Standard table height: 29 1/2"
 Leg profile: Ø 2 3/8"

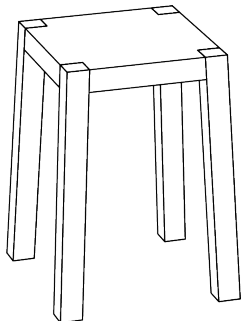
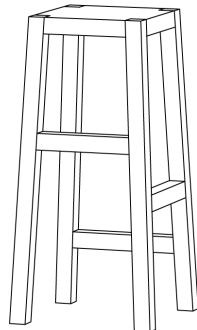


Length in	Width in	PRICE GROUPS (EUR)				
		I	II	III	IV	V
86 5/8	39 3/8	0	0	0	0	0
86 5/8	43 1/4	0	0	0	0	0
94 1/2	39 3/8	0	0	0	0	0
94 1/2	43 1/4	0	0	0	0	0
102 3/8	39 3/8	0	0	0	0	0
102 3/8	43 1/4	0	0	0	0	0
110 1/4	39 3/8	0	0	0	0	0
110 1/4	43 1/4	0	0	0	0	0

STOOL TANTUM (H_TANTUM_4_B4x4)

A stylish bar stool that upgrades the room. The different height steps enables a flexible and elegant sitting.

Standard coating: treatment with herbal oil.
 Solid wood top 1 5/8" thick.
 Frame: 1 5/8" x 1 5/8"



L x W x H in	PRICE GROUPS (EUR)				
	I	II	III	IV	V
14 1/8x14 1/8x17 3/4	O	O	O	O	O
14 1/8x14 1/8x25 1/4	O	O	O	O	O
14 1/8x14 1/8x29 1/8	O	O	O	O	O

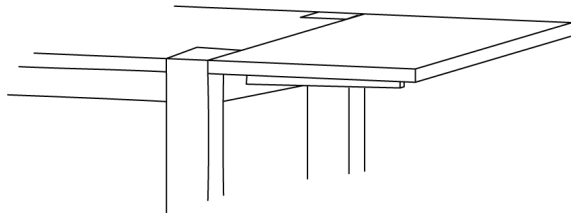
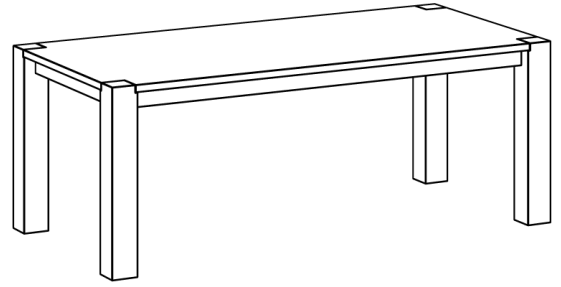
Metal cover from 25 1/4" height

	I	II	III	IV	V
Accessory: Stainless steel metal cover	O	O	O	O	O

TABLE TAURUS 3 (T_TAURUS_3_B11x11)

Slightly rounded edges. Break-through legs.
Extendable with extra leaves.

Standard coating: treatment with herbal oil.
Solid wood table top 1 1/8" thick,
full-length 2 3/4"-3 1/2" width staved.
Frameheight: 2 3/4"
Standard table height: 29 1/2"
Leg profile: 4 3/8"x 4 3/8"



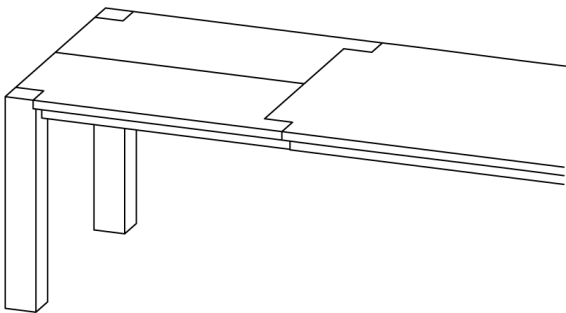
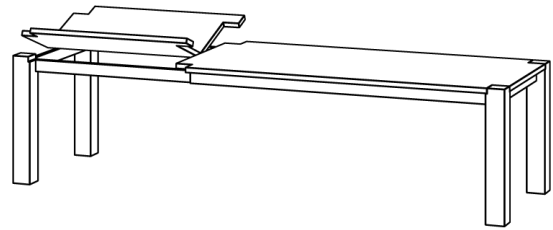
Length in	Width in	PRICE GROUPS (EUR)				
		I	II	III	IV	V
62	35 3/8	0	0	0	0	0
62	37 3/8	0	0	0	0	0
62	39 3/8	0	0	0	0	0
70 7/8	35 3/8	0	0	0	0	0
70 7/8	37 3/8	0	0	0	0	0
70 7/8	39 3/8	0	0	0	0	0
78 3/4	35 3/8	0	0	0	0	0
78 3/4	37 3/8	0	0	0	0	0
78 3/4	39 3/8	0	0	0	0	0
86 5/8	35 3/8	0	0	0	0	0
86 5/8	37 3/8	0	0	0	0	0
86 5/8	39 3/8	0	0	0	0	0
94 1/2	35 3/8	0	0	0	0	0
94 1/2	37 3/8	0	0	0	0	0
94 1/2	39 3/8	0	0	0	0	0
102 3/8	35 3/8	0	0	0	0	0
102 3/8	37 3/8	0	0	0	0	0
102 3/8	39 3/8	0	0	0	0	0
110 1/4	35 3/8	0	0	0	0	0
110 1/4	37 3/8	0	0	0	0	0
110 1/4	39 3/8	0	0	0	0	0

	in	in	I	II	III	IV	V
Extension leaf L 19 5/8", cross grain	19 5/8"	35 3/8"	0	0	0	0	0
Extension leaf L 19 5/8", cross grain	19 5/8"	37 3/8"	0	0	0	0	0
Extension leaf L 19 5/8", cross grain	19 5/8"	39 3/8"	0	0	0	0	0

TABLE TAURUS BUTTERFLY (T_TAURUS-SP_3_B11x11)

Extendable in addition up to 39 3/8" with one folding butterfly leaf hidden in the table.
Slightly rounded edges. Break-through legs.

Standard coating: treatment with herbal oil.
Solid wood table top 1 1/8" thick, full-length 2 3/4"-3 1/2" width staved.
Frameheight: 3 1/8"
Standard table height: 29 1/2"
Leg profile: 4 3/8"x 4 3/8"
Prices with 1 extendable leaf 1x39 3/8", lengthwise grain.



Length in	Width in	PRICE GROUPS (EUR)				
		I	II	III	IV	V
55 1/8	35 3/8	0	0	0	0	0
55 1/8	37 3/8	0	0	0	0	0
55 1/8	39 3/8	0	0	0	0	0
59	35 3/8	0	0	0	0	0
59	37 3/8	0	0	0	0	0
59	39 3/8	0	0	0	0	0
62	35 3/8	0	0	0	0	0
62	37 3/8	0	0	0	0	0
62	39 3/8	0	0	0	0	0
70 7/8	35 3/8	0	0	0	0	0
70 7/8	37 3/8	0	0	0	0	0
70 7/8	39 3/8	0	0	0	0	0
78 3/4	35 3/8	0	0	0	0	0
78 3/4	37 3/8	0	0	0	0	0
78 3/4	39 3/8	0	0	0	0	0
86 5/8	35 3/8	0	0	0	0	0
86 5/8	37 3/8	0	0	0	0	0
86 5/8	39 3/8	0	0	0	0	0
94 1/2	35 3/8	0	0	0	0	0
94 1/2	37 3/8	0	0	0	0	0
94 1/2	39 3/8	0	0	0	0	0
102 3/8	35 3/8	0	0	0	0	0
102 3/8	37 3/8	0	0	0	0	0
102 3/8	39 3/8	0	0	0	0	0
110 1/4	35 3/8	0	0	0	0	0
110 1/4	37 3/8	0	0	0	0	0
110 1/4	39 3/8	0	0	0	0	0
118 1/8	35 3/8	0	0	0	0	0
118 1/8	37 3/8	0	0	0	0	0
118 1/8	39 3/8	0	0	0	0	0

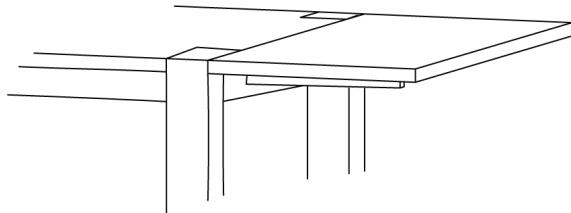
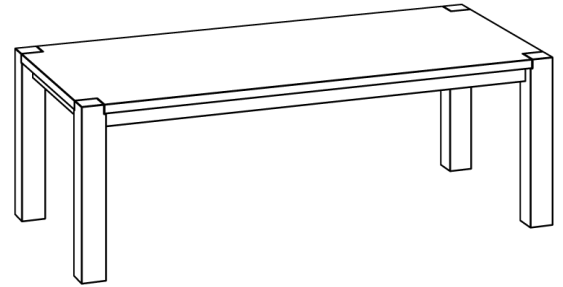
Table base length 55 1/8" only available with one leaf 31 1/2".
Extension with continuous grain only available for up to max 118 1/8" total length.

	I	II	III	IV	V
One sided Butterfly-System L 31 1/2", lengthwise grain			Included		
One sided Butterfly-System L 39 3/8", lengthwise grain			Included		
One sided Butterfly-System L 31 1/2", continuous grain	0	0	0	0	0
One sided Butterfly-System L 39 3/8", continuous grain	0	0	0	0	0

TABLE TAURUS 4 B11X11 (T_TAURUS_4_B11x11)

Slightly rounded edges. Break-through legs.
Extendable with extra leaves.

Standard coating: treatment with herbal oil.
Solid wood table top 1 5/8" thick,
full-length 2 3/4"-3 1/2" width staved.
Frameheight: 2 3/4"
Standard table height: 29 1/2"
Leg profile: 4 3/8"x 4 3/8"



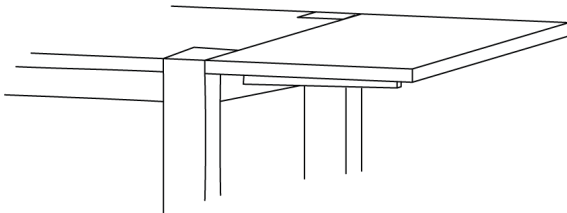
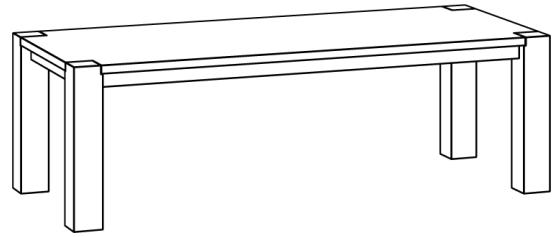
Length in	Width in	PRICE GROUPS (EUR)				
		I	II	III	IV	V
62	35 3/8	0	0	0	0	0
62	37 3/8	0	0	0	0	0
62	39 3/8	0	0	0	0	0
70 7/8	35 3/8	0	0	0	0	0
70 7/8	37 3/8	0	0	0	0	0
70 7/8	39 3/8	0	0	0	0	0
78 3/4	35 3/8	0	0	0	0	0
78 3/4	37 3/8	0	0	0	0	0
78 3/4	39 3/8	0	0	0	0	0
86 5/8	35 3/8	0	0	0	0	0
86 5/8	37 3/8	0	0	0	0	0
86 5/8	39 3/8	0	0	0	0	0
94 1/2	35 3/8	0	0	0	0	0
94 1/2	37 3/8	0	0	0	0	0
94 1/2	39 3/8	0	0	0	0	0
102 3/8	35 3/8	0	0	0	0	0
102 3/8	37 3/8	0	0	0	0	0
102 3/8	39 3/8	0	0	0	0	0
110 1/4	35 3/8	0	0	0	0	0
110 1/4	37 3/8	0	0	0	0	0
110 1/4	39 3/8	0	0	0	0	0
118 1/8	35 3/8	0	0	0	0	0
118 1/8	37 3/8	0	0	0	0	0
118 1/8	39 3/8	0	0	0	0	0

	in	in	I	II	III	IV	V
Extension leaf L 19 5/8", cross grain	19 5/8"	35 3/8"	0	0	0	0	0
Extension leaf L 19 5/8", cross grain	19 5/8"	37 3/8"	0	0	0	0	0
Extension leaf L 19 5/8", cross grain	19 5/8"	39 3/8"	0	0	0	0	0

TABLE TAURUS 4 B14X14 (T_TAURUS_4_B14x14)

Slightly rounded edges. Break-through legs.
Extendable with extra leaves.

Standard coating: treatment with herbal oil.
Solid wood table top 1 5/8" thick,
full-length 2 3/4"-3 1/2" width staved.
Frameheight: 2 3/4"
Standard table height: 29 1/2"
Leg profile: 5 1/2"x 5 1/2"



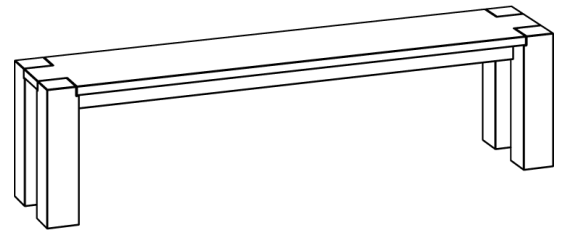
Length in	Width in	PRICE GROUPS (EUR)				
		I	II	III	IV	V
62	35 3/8	0	0	0	0	0
62	37 3/8	0	0	0	0	0
62	39 3/8	0	0	0	0	0
70 7/8	35 3/8	0	0	0	0	0
70 7/8	37 3/8	0	0	0	0	0
70 7/8	39 3/8	0	0	0	0	0
78 3/4	35 3/8	0	0	0	0	0
78 3/4	37 3/8	0	0	0	0	0
78 3/4	39 3/8	0	0	0	0	0
86 5/8	35 3/8	0	0	0	0	0
86 5/8	37 3/8	0	0	0	0	0
86 5/8	39 3/8	0	0	0	0	0
94 1/2	35 3/8	0	0	0	0	0
94 1/2	37 3/8	0	0	0	0	0
94 1/2	39 3/8	0	0	0	0	0
102 3/8	35 3/8	0	0	0	0	0
102 3/8	37 3/8	0	0	0	0	0
102 3/8	39 3/8	0	0	0	0	0
110 1/4	35 3/8	0	0	0	0	0
110 1/4	37 3/8	0	0	0	0	0
110 1/4	39 3/8	0	0	0	0	0
118 1/8	35 3/8	0	0	0	0	0
118 1/8	37 3/8	0	0	0	0	0
118 1/8	39 3/8	0	0	0	0	0

	in	in	I	II	III	IV	V
Extension leaf L 19 5/8", cross grain	19 5/8"	35 3/8"	0	0	0	0	0
Extension leaf L 19 5/8", cross grain	19 5/8"	37 3/8"	0	0	0	0	0
Extension leaf L 19 5/8", cross grain	19 5/8"	39 3/8"	0	0	0	0	0

BENCH TAURUS 3 (B_TAURUS_3_B11x11)

Slightly rounded edges. Break-through legs.

Standard coating: treatment with herbal oil.
 Solid wood top 1 1/8" thick,
 full-length 2 3/4"-3 1/2" width staved.
 Standard bench height: 17 3/4"
 Leg profile: 4 3/8" x 4 3/8"

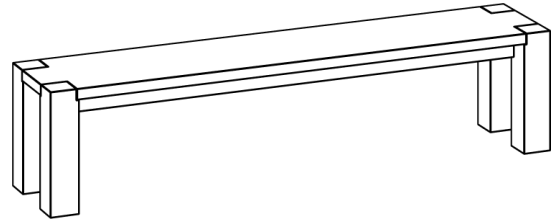


Length in	Width in	PRICE GROUPS (EUR)				
		I	II	III	IV	V
62	13 3/4	0	0	0	0	0
62	15 3/4	0	0	0	0	0
70 7/8	13 3/4	0	0	0	0	0
70 7/8	15 3/4	0	0	0	0	0
78 3/4	13 3/4	0	0	0	0	0
78 3/4	15 3/4	0	0	0	0	0
86 5/8	13 3/4	0	0	0	0	0
86 5/8	15 3/4	0	0	0	0	0
94 1/2	13 3/4	0	0	0	0	0
94 1/2	15 3/4	0	0	0	0	0
102 3/8	13 3/4	0	0	0	0	0
102 3/8	15 3/4	0	0	0	0	0

BENCH TAURUS 4 B14X14 (B_TAURUS_4_B11x11)

Slightly rounded edges. Break-through legs.

Standard coating: treatment with herbal oil.
 Solid wood top 1 5/8" thick,
 full-length 2 3/4"-3 1/2" width staved.
 Standard bench height: 17 3/4"
 Leg profile: 4 3/8" x 4 3/8"

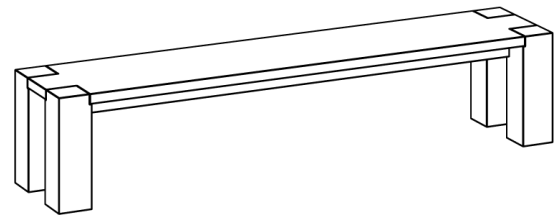


Length in	Width in	PRICE GROUPS (EUR)				
		I	II	III	IV	V
62	13 3/4	0	0	0	0	0
62	15 3/4	0	0	0	0	0
70 7/8	13 3/4	0	0	0	0	0
70 7/8	15 3/4	0	0	0	0	0
78 3/4	13 3/4	0	0	0	0	0
78 3/4	15 3/4	0	0	0	0	0
86 5/8	13 3/4	0	0	0	0	0
86 5/8	15 3/4	0	0	0	0	0
94 1/2	13 3/4	0	0	0	0	0
94 1/2	15 3/4	0	0	0	0	0
102 3/8	13 3/4	0	0	0	0	0
102 3/8	15 3/4	0	0	0	0	0
110 1/4	13 3/4	0	0	0	0	0
110 1/4	15 3/4	0	0	0	0	0

BENCH TAURUS 4 B14X14 (B_TAURUS_4_B14x14)

Slightly rounded edges. Break-through legs.

Standard coating: treatment with herbal oil.
 Solid wood top 1 5/8" thick,
 full-length 2 3/4"-3 1/2" width staved.
 Standard bench height: 17 3/4"
 Leg profile: 5 1/2" x 5 1/2"



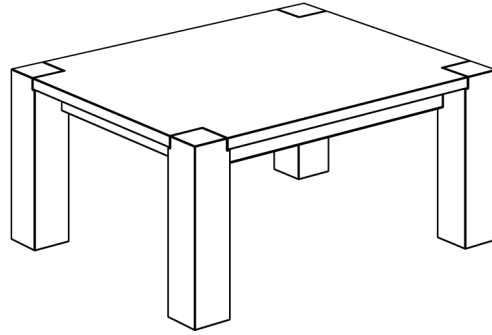
Length in	Width in	PRICE GROUPS (EUR)				
		I	II	III	IV	V
62	15 3/8	0	0	0	0	0
62	17 3/4	0	0	0	0	0
70 7/8	15 3/8	0	0	0	0	0
70 7/8	17 3/4	0	0	0	0	0
78 3/4	15 3/8	0	0	0	0	0
78 3/4	17 3/4	0	0	0	0	0
86 5/8	15 3/8	0	0	0	0	0
86 5/8	17 3/4	0	0	0	0	0
94 1/2	15 3/8	0	0	0	0	0
94 1/2	17 3/4	0	0	0	0	0
102 3/8	15 3/8	0	0	0	0	0
102 3/8	17 3/4	0	0	0	0	0
110 1/4	15 3/8	0	0	0	0	0
110 1/4	17 3/4	0	0	0	0	0

vitamin design

COFFEE TABLE TAURUS 3 (C_TAURUS_3_B11x11)

Slightly rounded edges. Break-through legs.

Standard coating: treatment with herbal oil.
 Solid wood top 1 1/8" thick,
 full-length 2 3/4"-3 1/2" width staved.
 Standard height: 17 3/4"
 Leg profile: 4 3/8" x 4 3/8"

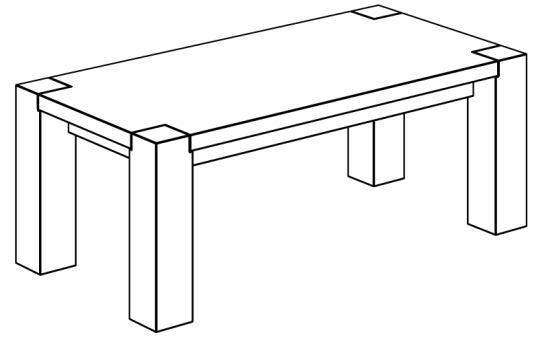


L x W x H in	PRICE GROUPS (EUR)				
	I	II	III	IV	V
31 1/2x31 1/2x17 3/4	O	O	O	O	O
39 3/8x39 3/8x17 3/4	O	O	O	O	O
47 1/4x23 5/8x17 3/4	O	O	O	O	O

COFFEE TABLE TAURUS 4 B11X11 (C_TAURUS_4_B11x11)

Slightly rounded edges. Break-through legs.

Standard coating: treatment with herbal oil.
 Solid wood top 1 5/8" thick,
 full-length 2 3/4"-3 1/2" width staved.
 Standard height: 17 3/4"
 Leg profile: 4 3/8" x 4 3/8"



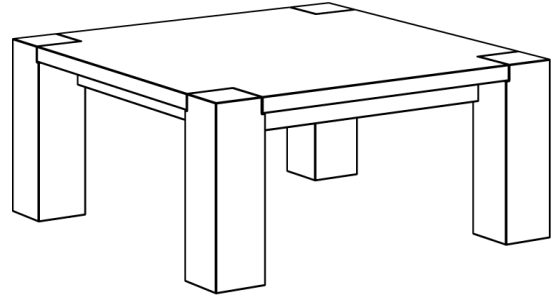
L x W x H in	PRICE GROUPS (EUR)				
	I	II	III	IV	V
31 1/2x31 1/2x17 3/4	0	0	0	0	0
39 3/8x39 3/8x17 3/4	0	0	0	0	0
47 1/4x23 5/8x17 3/4	0	0	0	0	0

vitamin design

COFFEE TABLE TAURUS 4 B14X14 (C_TAURUS_4_B14x14)

Slightly rounded edges. Break-through legs.

Standard coating: treatment with herbal oil.
 Solid wood top 1 5/8" thick,
 full-length 2 3/4"-3 1/2" width staved.
 Standard height: 17 3/4"
 Leg profile: 5 1/2" x 5 1/2"



L x W x H in	PRICE GROUPS (EUR)				
	I	II	III	IV	V
31 1/2x31 1/2x17 3/4	O	O	O	O	O
39 3/8x39 3/8x17 3/4	O	O	O	O	O
47 1/4x23 5/8x17 3/4	O	O	O	O	O

STOOL TAURUS 4 B11X11 (H_TAURUS_4_B11x11)

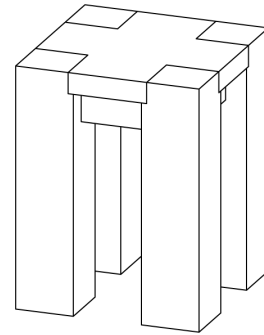
Slightly rounded edges. Break-through legs.

Standard coating: treatment with herbal oil.

Solid wood top 1 5/8" thick.

Standard height: 17 3/4"

Leg profile: 4 3/8" x 4 3/8"



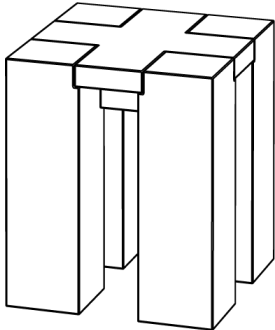
W x D x H in	PRICE GROUPS (EUR)				
	I	II	III	IV	V
14 1/8x14 1/8x17 3/4	0	0	0	0	0

vitamin design

STOOL TAURUS 4 B14X14 (H_TAURUS_4_B14x14)

Slightly rounded edges. Break-through legs.

Standard coating: treatment with herbal oil.
 Solid wood top 1 5/8" thick.
 Standard height: 17 3/4"
 Leg profile: 5 1/2" x 5 1/2"



W x D x H in	PRICE GROUPS (EUR)				
	I	II	III	IV	V
15 3/8x15 3/8x17 3/4	0	0	0	0	0


STOOL TUBER (H_TUBER_4_B4x3)

In the past a milk stool, today a stylish stool for the living room.

Standard coating: treatment with herbal oil.

Solid wood top 1 5/8" thick.

Frame: 1 5/8" x 1 1/8"

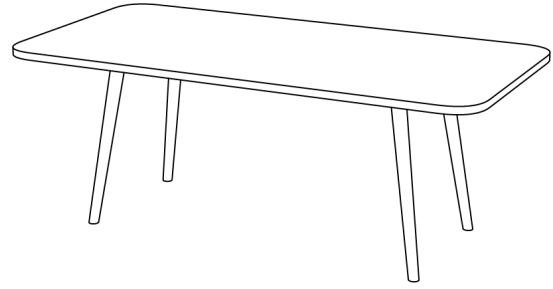


W x D x H in	PRICE GROUPS (EUR)				
	I	II	III	IV	V
18 1/8x11 3/4x17 3/4	0	0	0	0	0

TABLE UNA (T_UNA_3_B6x4)

Modern Craftsmanship. Canny joint of the legs.

Standard coating: treatment with herbal oil.
 Solid wood top 1 1/8" thick,
 full-length 2 3/4"-3 1/2" width staved.
 Standard height: 17 3/4"
 Leg profile: 2 3/8" x 1 5/8" tapered legs



Length in	Width in	PRICE GROUPS (EUR)				
		I	II	III	IV	V
47 1/4	35 3/8	0	0	0	0	0
47 1/4	37 3/8	0	0	0	0	0
47 1/4	39 3/8	0	0	0	0	0
55 1/8	35 3/8	0	0	0	0	0
55 1/8	37 3/8	0	0	0	0	0
55 1/8	39 3/8	0	0	0	0	0
62	35 3/8	0	0	0	0	0
62	37 3/8	0	0	0	0	0
62	39 3/8	0	0	0	0	0
70 7/8	35 3/8	0	0	0	0	0
70 7/8	37 3/8	0	0	0	0	0
70 7/8	39 3/8	0	0	0	0	0
78 3/4	35 3/8	0	0	0	0	0
78 3/4	37 3/8	0	0	0	0	0
78 3/4	39 3/8	0	0	0	0	0
86 5/8	35 3/8	0	0	0	0	0
86 5/8	37 3/8	0	0	0	0	0
86 5/8	39 3/8	0	0	0	0	0
94 1/2	35 3/8	0	0	0	0	0
94 1/2	37 3/8	0	0	0	0	0
94 1/2	39 3/8	0	0	0	0	0

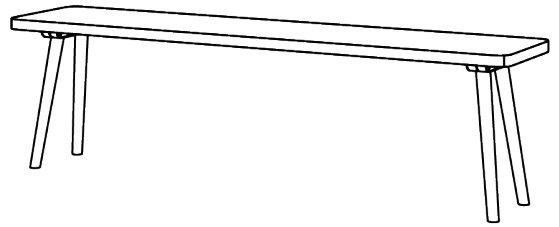
BENCH UNA (B_UNA_3_B4x3)

Canny joint of the legs with authentic craftsmanship.

Standard coating: treatment with herbal oil.

Solid wood table top 1 1/8" thick,

Leg profile: 1 5/8" x 1 1/8" cm tapered legs



Width in	Depth in	PRICE GROUPS (EUR)				
		I	II	III	IV	V
47 1/4	13 3/4	0	0	0	0	0
55 1/8	13 3/4	0	0	0	0	0
62	13 3/4	0	0	0	0	0
70 7/8	13 3/4	0	0	0	0	0
78 3/4	13 3/4	0	0	0	0	0
86 5/8	13 3/4	0	0	0	0	0

vitamin design

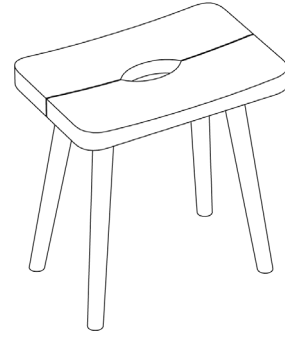
STOOL UNA (H_UNA_4_B4x3)

Authentic craftsmanship with a canny joint of the legs.

Standard coating: treatment with herbal oil.

Solid wood top 1 5/8" thick.

Leg profile: 1 5/8" x 1 1/8" cm tapered legs

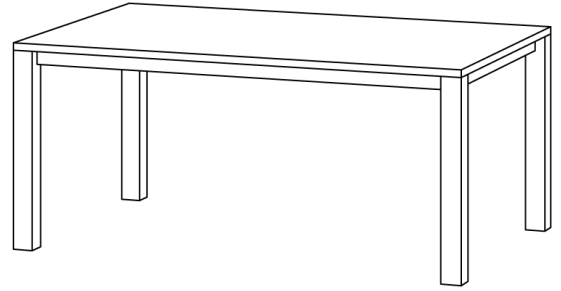


W x D x H in	PRICE GROUPS (EUR)				
	I	II	III	IV	V
18 1/8x11 3/4x17 3/4	0	0	0	0	0

TABLE VARIUS BASIC (T_VARIUS-B_2.4_B7x7)

Sharp edges. Table top flush to legs.
Standard coating: treatment with herbal oil.

Solid wood table top 1" thick,
full-length 2 3/4" – 3 1/2" width staved.
Frameheight: 2 3/4"
Standard table height: 29 1/2"
Leg profile: 3 7/8"x 3 7/8"



Length in	Width in	PRICE GROUPS (EUR)				
		I	II	III	IV	V
47 1/4	35 3/8	0	0	0	0	0
47 1/4	37 3/8	0	0	0	0	0
47 1/4	39 3/8	0	0	0	0	0
55 1/8	35 3/8	0	0	0	0	0
55 1/8	37 3/8	0	0	0	0	0
55 1/8	39 3/8	0	0	0	0	0
62	35 3/8	0	0	0	0	0
62	37 3/8	0	0	0	0	0
62	39 3/8	0	0	0	0	0
70 7/8	35 3/8	0	0	0	0	0
70 7/8	37 3/8	0	0	0	0	0
70 7/8	39 3/8	0	0	0	0	0
78 3/4	35 3/8	0	0	0	0	0
78 3/4	37 3/8	0	0	0	0	0
78 3/4	39 3/8	0	0	0	0	0
86 5/8	35 3/8	0	0	0	0	0
86 5/8	37 3/8	0	0	0	0	0
86 5/8	39 3/8	0	0	0	0	0
94 1/2	35 3/8	0	0	0	0	0
94 1/2	37 3/8	0	0	0	0	0
94 1/2	39 3/8	0	0	0	0	0

TABLE VARIUS BASIC LINO (T_VARIUS-B-LINO_2.4_B7x7)

Linoleum table top flush to legs.

Framework in solid wood standard coating: treatment with herbal oil.

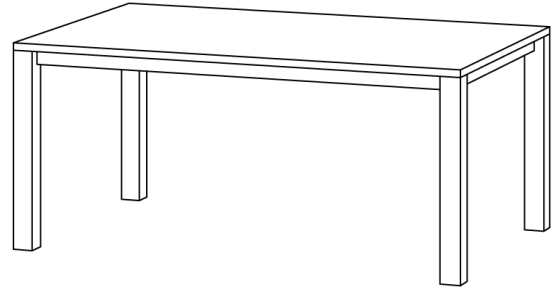
Solid wood table top 1" thick

Frameheight: 2 3/4"

Standard table height: 29 1/2"

Leg profile: 3 7/8"x 3 7/8"

Different linoleum colors for selection see order guidelines.

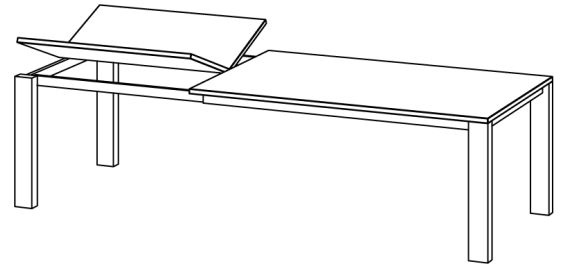


Length in	Width in	PRICE GROUPS (EUR)				
		I	II	III	IV	V
47 1/4	35 3/8	0	0	0	0	0
47 1/4	37 3/8	0	0	0	0	0
47 1/4	39 3/8	0	0	0	0	0
55 1/8	35 3/8	0	0	0	0	0
55 1/8	37 3/8	0	0	0	0	0
55 1/8	39 3/8	0	0	0	0	0
62	35 3/8	0	0	0	0	0
62	37 3/8	0	0	0	0	0
62	39 3/8	0	0	0	0	0
70 7/8	35 3/8	0	0	0	0	0
70 7/8	37 3/8	0	0	0	0	0
70 7/8	39 3/8	0	0	0	0	0
78 3/4	35 3/8	0	0	0	0	0
78 3/4	37 3/8	0	0	0	0	0
78 3/4	39 3/8	0	0	0	0	0
86 5/8	35 3/8	0	0	0	0	0
86 5/8	37 3/8	0	0	0	0	0
86 5/8	39 3/8	0	0	0	0	0
94 1/2	35 3/8	0	0	0	0	0
94 1/2	37 3/8	0	0	0	0	0
94 1/2	39 3/8	0	0	0	0	0

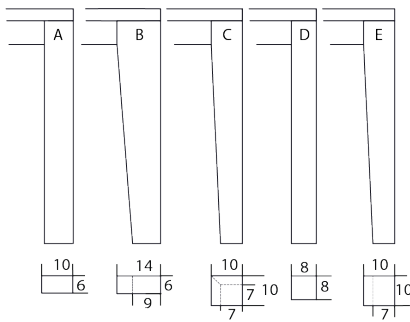
TABLE VARIUS BUTTERFLY LINO (T_VARIUS-SP-LINO_2.4_B10x6a)

Linoleum table top flush to legs.
 Extendable in addition 39 3/8" with one linoleum folding butterfly leaf hidden in the table.
 Framework in solid wood.

Standard coating: treatment with herbal oil.
 Solid wood table top 1" thick.
 Frameheight: 3 1/8"
 Standard table height: 29 1/2"
 Leg profile: 3 7/8" x 2 3/8"
 Price included with 1x 39 3/8" butterfly leaf.



Different linoleum colors for selection see order guidelines.



Length in	Width in	PRICE GROUPS (EUR)				
		I	II	III	IV	V
55 1/8	35 3/8	0	0	0	0	0
55 1/8	37 3/8	0	0	0	0	0
55 1/8	39 3/8	0	0	0	0	0
62	35 3/8	0	0	0	0	0
62	37 3/8	0	0	0	0	0
62	39 3/8	0	0	0	0	0
70 7/8	35 3/8	0	0	0	0	0
70 7/8	37 3/8	0	0	0	0	0
70 7/8	39 3/8	0	0	0	0	0
78 3/4	35 3/8	0	0	0	0	0
78 3/4	37 3/8	0	0	0	0	0
78 3/4	39 3/8	0	0	0	0	0
86 5/8	35 3/8	0	0	0	0	0
86 5/8	37 3/8	0	0	0	0	0
86 5/8	39 3/8	0	0	0	0	0
94 1/2	35 3/8	0	0	0	0	0
94 1/2	37 3/8	0	0	0	0	0
94 1/2	39 3/8	0	0	0	0	0

Foot: E 3 7/8"x3 7/8" tapered

	I	II	III	IV	V
One sided Butterfly-System L 39 3/8", Linoleum			Included		
Foot: A 3 7/8"x2 3/8"			Included		
Foot: B 5 1/2"x2 3/8" tapered	0	0	0	0	0
Foot: C 3 7/8"x2 3/4" tapered inside	0	0	0	0	0
Foot: D 3 1/8"x3 1/8"	0	0	0	0	0
Foot: E 3 7/8"x3 7/8" tapered	0	0	0	0	0

TABLE VARIUS BUTTERFLY (T_VARIUS-SP_2.4_B10x6a)

Extendable in addition up to 39 3/8" with one folding wood or linoleum butterfly leaf hidden in the table. The legs stay always on the outer edges.

Standard coating: treatment with herbal oil.

Solid wood table top 1" thick,
full-length 2 3/4"-3 1/2" width staved

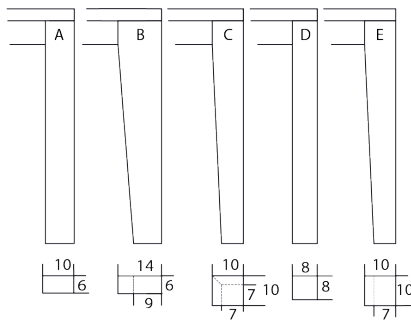
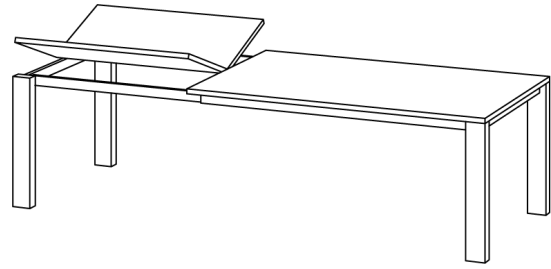
Frameheight: 3 1/8"

Standard table height: 29 1/2"

Leg profile: 3 7/8" x 2 3/8"

Prices with 1 extendable leaf 1x39 3/8", lengthwise grain.

Extension in different linoleum colors for selection, see order guidelines.



Length in	Width in	PRICE GROUPS (EUR)				
		I	II	III	IV	V
55 1/8	35 3/8	O	O	O	O	O
55 1/8	37 3/8	O	O	O	O	O
55 1/8	39 3/8	O	O	O	O	O
62	35 3/8	O	O	O	O	O
62	37 3/8	O	O	O	O	O
62	39 3/8	O	O	O	O	O
70 7/8	35 3/8	O	O	O	O	O
70 7/8	37 3/8	O	O	O	O	O
70 7/8	39 3/8	O	O	O	O	O
78 3/4	35 3/8	O	O	O	O	O
78 3/4	37 3/8	O	O	O	O	O
78 3/4	39 3/8	O	O	O	O	O
86 5/8	35 3/8	O	O	O	O	O
86 5/8	37 3/8	O	O	O	O	O
86 5/8	39 3/8	O	O	O	O	O
94 1/2	35 3/8	O	O	O	O	O
94 1/2	37 3/8	O	O	O	O	O
94 1/2	39 3/8	O	O	O	O	O

Extension with continuous grain only available for up to max 118 1/8" total length.

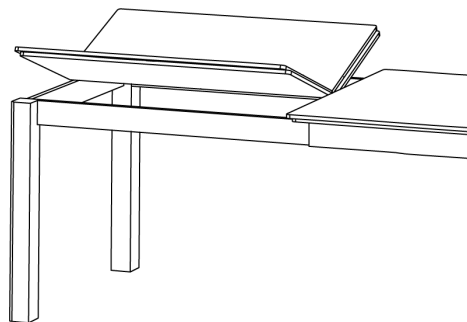
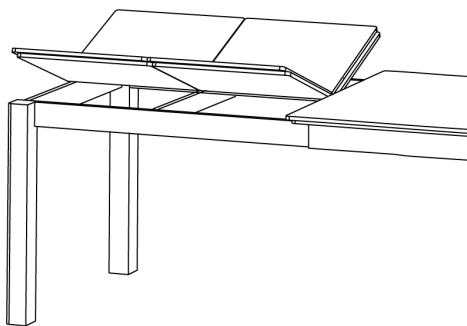
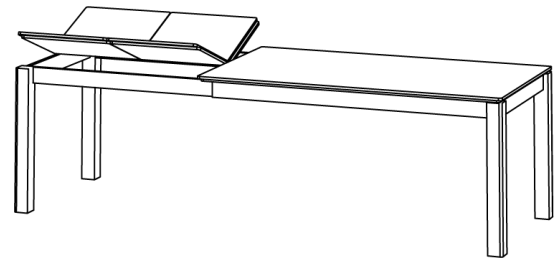
	I	II	III	IV	V
One sided Butterfly-System L 39 3/8", lengthwise grain			Included		
One sided Butterfly-System L 39 3/8", Linoleum			Included		
One sided Butterfly-System L 39 3/8", continuous grain	O	O	O	O	O
Foot: A 3 7/8"x2 3/8"			Included		
Foot: B 5 1/2"x2 3/8" tapered	O	O	O	O	O
Foot: C 3 7/8"x2 3/4" tapered inside	O	O	O	O	O
Foot: D 3 1/8"x3 1/8"	O	O	O	O	O

Other dimensions, wood types and treatment on demand.
03/2020 Typelist. Subject to alterations and errors.

TABLE VERSO BUTTERFLY (T_VERSO-SP_2.5_B7.5x7.5)

Extendable in addition up to 39 3/8" with one or two folding butterfly leaves hidden in the table.

Standard coating: treatment with herbal oil.
 Solid wood table top 1" thick,
 full-length 2 3/4" – 3 1/2" width staved.
 Frameheight: 3 1/8"
 Standard table height: 29 1/2"
 Leg profile: 2 15/16" x 2 15/16"
 Prices with 1 extendable leaf 1x39 3/8", lengthwise grain.



Length in	Width in	PRICE GROUPS (EUR)				
		I	II	III	IV	V
55 1/8	35 3/8	0	0	0	0	0
55 1/8	37 3/8	0	0	0	0	0
55 1/8	39 3/8	0	0	0	0	0
59	35 3/8	0	0	0	0	0
59	37 3/8	0	0	0	0	0
59	39 3/8	0	0	0	0	0
62	35 3/8	0	0	0	0	0
62	37 3/8	0	0	0	0	0
62	39 3/8	0	0	0	0	0
70 7/8	35 3/8	0	0	0	0	0
70 7/8	37 3/8	0	0	0	0	0
70 7/8	39 3/8	0	0	0	0	0
78 3/4	35 3/8	0	0	0	0	0
78 3/4	37 3/8	0	0	0	0	0
78 3/4	39 3/8	0	0	0	0	0
86 5/8	35 3/8	0	0	0	0	0
86 5/8	37 3/8	0	0	0	0	0
86 5/8	39 3/8	0	0	0	0	0
94 1/2	35 3/8	0	0	0	0	0
94 1/2	37 3/8	0	0	0	0	0
94 1/2	39 3/8	0	0	0	0	0

Table base length 55 1/8" only available with one leaf 39 3/8".
 Leaves in continuous grain only available for up to max 118 1/8" total length.

	I	II	III	IV	V
One sided Butterfly-System L 39 3/8", lengthwise grain	Included				
One sided Butterfly-System L 2x19 5/8", lengthwise grain	0	0	0	0	0
One sided Butterfly-System L 39 3/8", continuous grain	0	0	0	0	0
One sided Butterfly-System L 2x19 5/8", continuous grain	0	0	0	0	0

TABLE VIVUS BUTTERFLY (T_VIVUS-SP_3_B8x8)

Elegante extendable table with semicircular moulded legs.

Extendable in addition up to 39 3/8" with one or two folding butterfly leaves hidden in the table.

Standard coating: treatment with herbal oil.

Solid wood table top 1 1/8" thick, full-length 2 3/4" – 3 1/2" width staved.

Overlapping 1 5/8" table top.

Frameheight: 3 1/8"

Standard table height: 29 1/2"

Leg profile: 3 1/8" x 3 1/8"

Prices with 1 extendable leaf 1x100cm, lengthwise grain.

Length in	Width in	PRICE GROUPS (EUR)				
		I	II	III	IV	V
55 1/8	35 3/8	0	0	0	0	0
55 1/8	37 3/8	0	0	0	0	0
55 1/8	39 3/8	0	0	0	0	0
59	35 3/8	0	0	0	0	0
59	37 3/8	0	0	0	0	0
59	39 3/8	0	0	0	0	0
62	35 3/8	0	0	0	0	0
62	37 3/8	0	0	0	0	0
62	39 3/8	0	0	0	0	0
70 7/8	35 3/8	0	0	0	0	0
70 7/8	37 3/8	0	0	0	0	0
70 7/8	39 3/8	0	0	0	0	0
78 3/4	35 3/8	0	0	0	0	0
78 3/4	37 3/8	0	0	0	0	0
78 3/4	39 3/8	0	0	0	0	0
86 5/8	35 3/8	0	0	0	0	0
86 5/8	37 3/8	0	0	0	0	0
86 5/8	39 3/8	0	0	0	0	0
94 1/2	35 3/8	0	0	0	0	0
94 1/2	37 3/8	0	0	0	0	0
94 1/2	39 3/8	0	0	0	0	0
102 3/8	35 3/8	0	0	0	0	0
102 3/8	37 3/8	0	0	0	0	0
102 3/8	39 3/8	0	0	0	0	0
110 1/4	35 3/8	0	0	0	0	0
110 1/4	37 3/8	0	0	0	0	0
110 1/4	39 3/8	0	0	0	0	0
118 1/8	35 3/8	0	0	0	0	0
118 1/8	37 3/8	0	0	0	0	0
118 1/8	39 3/8	0	0	0	0	0

Table base length 55 1/8" only available with one leaf 35 3/8".

Extension with continuous grain only available for up to max 118 1/8" total length.

	I	II	III	IV	V
One sided Butterfly-System L 35 3/8", lengthwise grain	Included				
One sided Butterfly-System L 39 3/8", lengthwise grain	Included				
One sided Butterfly-System L 2x19 5/8", lengthwise grain	0	0	0	0	0
One sided Butterfly-System L 35 3/8", continuous grain	0	0	0	0	0
One sided Butterfly-System L 39 3/8", continuous grain	0	0	0	0	0
One sided Butterfly-System L 2x19 5/8", continuous grain	0	0	0	0	0

TABLE VIVUS (T_VIVUS_3_B8x8)

Elegante extendable table with semicircular moulded legs.

Standard coating: treatment with herbal oil.
 Solid wood table top 1 1/8" thick,
 full-length 2 3/4" – 3 1/2" width staved.
 Overlapping 1 5/8" table top.
 Frameheight: 3 1/8"
 Standard table height: 29 1/2"
 Leg profile: 3 1/8" x 3 1/8"




Length in	Width in	PRICE GROUPS (EUR)				
		I	II	III	IV	V
62	35 3/8	0	0	0	0	0
62	37 3/8	0	0	0	0	0
62	39 3/8	0	0	0	0	0
70 7/8	35 3/8	0	0	0	0	0
70 7/8	37 3/8	0	0	0	0	0
70 7/8	39 3/8	0	0	0	0	0
78 3/4	35 3/8	0	0	0	0	0
78 3/4	37 3/8	0	0	0	0	0
78 3/4	39 3/8	0	0	0	0	0
86 5/8	35 3/8	0	0	0	0	0
86 5/8	37 3/8	0	0	0	0	0
86 5/8	39 3/8	0	0	0	0	0
94 1/2	35 3/8	0	0	0	0	0
94 1/2	37 3/8	0	0	0	0	0
94 1/2	39 3/8	0	0	0	0	0
102 3/8	35 3/8	0	0	0	0	0
102 3/8	37 3/8	0	0	0	0	0
102 3/8	39 3/8	0	0	0	0	0

vitamin design

TABLE ZIRKEL (T_Zirkel_4_B10x4)

Sharp edges. Obliquely offset, circle running table legs.

Standard coating: treatment with herbal oil.
 Solid wood table top 1 5/8" thick,
 full-length 2 3/4"-3 1/2" width staved.
 Standard table height: 29 1/2"
 Leg profile: 3 7/8"x 1 5/8"




Length in	Width in	PRICE GROUPS (EUR)				
		I	II	III	IV	V
35 3/8	35 3/8	O	O	O	O	O
39 3/8	39 3/8	O	O	O	O	O
47 1/4	47 1/4	O	O	O	O	O

COFFEE TABLE ZIRKEL A (C_ZIRKEL-A_3_B6x3)

Sharp edges. Obliquely offset, circle running table legs.
Round top.

Standard coating: treatment with herbal oil.
Tabletop 1 1/8" thick, full-length 2 3/4"-3 1/2" width staved.
Leg profile: 2 3/8" x 1 1/8"



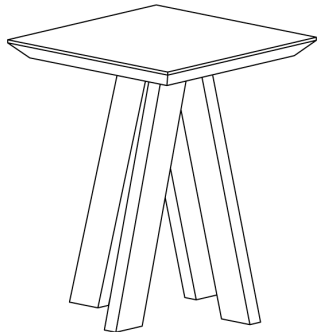
L x W x H in	PRICE GROUPS (EUR)				
	I	II	III	IV	V
17 3/4x17 3/4x17 3/4	0	0	0	0	0

vitamin design

COFFEE TABLE ZIRKEL QG (C_ZIRKEL-QG_3_B5.5x2.5)

Sharp edges. Obliquely offset, circle running table legs.
Bevelled square top.

Standard coating: treatment with herbal oil.
Tabletop 1 1/8" thick, full-length 2 3/4"-3 1/2" width staved.
Leg profile: 2 1/8" x 1"

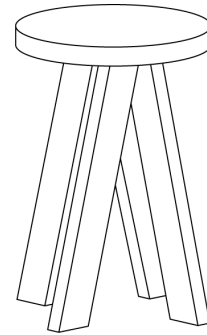


L x W x H in	PRICE GROUPS (EUR)				
	I	II	III	IV	V
13 3/4x13 3/4x17 3/4	0	0	0	0	0

COFFEE TABLE ZIRKEL R (C_ZIRKEL-R_3_B5.5x2.5)

Sharp edges. Obliquely offset, circle running table legs.
Round top.

Standard coating: treatment with herbal oil.
Tabletop 1 1/8" thick, full-length 2 3/4"-3 1/2" width staved.
Leg profile: 2 1/8"x1"




L x W x H in	PRICE GROUPS (EUR)				
	I	II	III	IV	V
11 3/4x11 3/4x17 3/4	0	0	0	0	0

vitamin design

COFFEE TABLE ZIRKEL RG (C_ZIRKEL-RG_3_B6x3)

Sharp edges. Obliquely offset, circle running table legs.
Bevelled edge round top.

Standard coating: treatment with herbal oil.
Tabletop 1 1/8" thick, full-length 2 3/4"-3 1/2" width
staved.
Leg profile: 2 3/8" x 1 1/8"

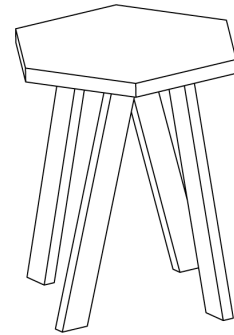


L x W x H in	PRICE GROUPS (EUR)				
	I	II	III	IV	V
19 5/8x19 5/8x21 5/8	0	0	0	0	0

COFFEE TABLE ZIRKEL S (C_ZIRKEL-S_3_B6x3)

Sharp edges. Obliquely offset, circle running table legs.
Hexagonal top.

Standard coating: treatment with herbal oil.
Tabletop 1 1/8" thick, full-length 2 3/4"-3 1/2" width
staved.
Leg profile: 2 3/8" x 1 1/8"




L x W x H in	PRICE GROUPS (EUR)				
	I	II	III	IV	V
17 3/4x17 3/4x21 1/4	0	0	0	0	0

vitamin design

COFFEE TABLE ZIRKEL V (C_ZIRKEL-V_3_B6x3)

Sharp edges. Obliquely offset, circle running table legs.
Round top.

Standard coating: treatment with herbal oil.
Tabletop 1 1/8" thick, full-length 2 3/4"-3 1/2" width
staved.
Leg profile: 2 3/8" x 1 1/8"



L x W x H in	PRICE GROUPS (EUR)				
	I	II	III	IV	V
17 3/4x17 3/4x17 3/4	0	0	0	0	0

CHAIR AETAS (S_AETAS)

New interpretation of an old age board type chair.

Standard coating: treatment with herbal oil.

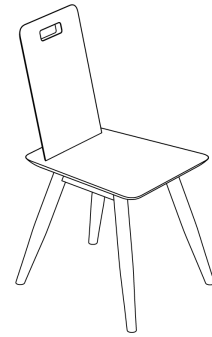
Width: 16 1/2"

Depth: 19 5/8"

Height: 34 1/4"

Seat depth: 16 1/2"

Seat height: 18 1/8"



PRICE GROUPS (EUR)				
I	II	III	IV	V
0	0	0	0	0

vitamin design

CHAIR INTUS (S_INTUS)

Solid seating. Clear, pure and rectilinear design.

Standard coating: treatment with herbal oil.


Width: 16 1/8"

Depth: 21 5/8"

Height: 33 7/8"

Seat depth: 16 7/8"

Seat height: 16 1/2"



PRICE GROUPS (EUR)				
I	II	III	IV	V
0	0	0	0	0

CHAIR NOMI (S_NOMI)

The slightly curved backrest and seat offer comfortable sitting with beautiful optics.

Standard coating: treatment with herbal oil.


Width: 16 1/8"

Depth: 19 1/4"

Height: 35"

Seat depth: 16 1/2"

Seat height: 18 1/4"



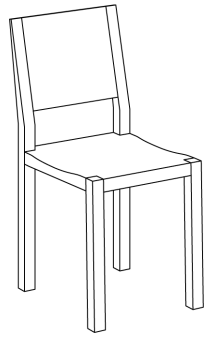
PRICE GROUPS (EUR)				
I	II	III	IV	V
0	0	0	0	0

vitamin design

CHAIR TAU (S_TAU)

A seating accomodation embodying elegance and naturalness.

- Standard coating: treatment with herbal oil.
- Width: 16 1/8"
- Depth: 20 1/8"
- Height: 34 1/4"
- Seat depth: 16 7/8"
- Seat height: 16 1/2"



PRICE GROUPS (EUR)				
I	II	III	IV	V
0	0	0	0	0

CHAIR TAU-A (S_TAU-A)

A seating accomodation embodying elegance and naturalness.
With armrests.

Standard coating: treatment with herbal oil.

Width: 22 7/8"

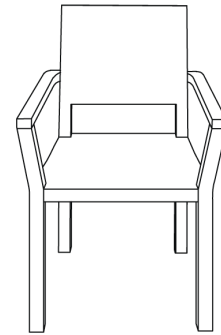
Depth: 20 7/8"

Height: 34 1/4"

Seat depth: 16 7/8"

Seat height: 18 1/4"

Armrest heighth: 27 1/8"



PRICE GROUPS (EUR)				
I	II	III	IV	V
0	0	0	0	0

vitamin design

BED AETAS (L_AETAS)

The particularly detailed legs ensure an elegant design. The reduced, slightly sloped headboard provides excellent relaxation.

Standard coating: treatment with herbal oil. Solid wood boards full-length staved.

Very easy assemblage: headboard and footboard pre-assembled.

Central bracket for additional strength, also enabling the use of two separate slatted frames.

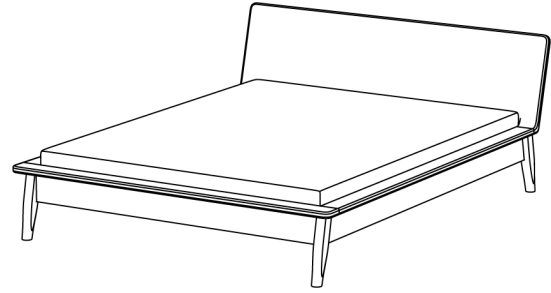
Slatted frames and mattresses need to be ordered separately.

•Bed frame height: 15 3/8"

•Headboard height: 32 1/4"

•The recess depth of the frame electively to max. 5 7/8"

•Outer dimensions: W* +8 5/8", L* +8 5/8"



Width in	Length in	PRICE GROUPS (EUR)				
		I	II	III	IV	V
39 3/8	78 3/4	O	O	O	O	O
55 1/8	78 3/4	O	O	O	O	O
62	78 3/4	O	O	O	O	O
70 7/8	78 3/4	O	O	O	O	O
78 3/4	78 3/4	O	O	O	O	O

Recess depth: max 3/4" more depth a surcharge of 8%

	I	II	III	IV	V
Extra length up to 86 5/8"	O	O	O	O	O

NIGHT TABLE AETAS ROUND (N_AETAS-R_2.5)


A nostalgic tripod.

Standard coating: treatment with herbal oil.

Solid wood top 1" thick,

full-length 2 3/4"-3 1/2" width staved.

Leg profile: 2 3/8" x 1 5/8"




L x W x H in	PRICE GROUPS (EUR)				
	I	II	III	IV	V
17 3/4x17 3/4x14	0	0	0	0	0
17 3/4x17 3/4x17 3/4	0	0	0	0	0
17 3/4x17 3/4x19 5/8	0	0	0	0	0
17 3/4x17 3/4x21 5/8	0	0	0	0	0
23 5/8x23 5/8x14	0	0	0	0	0
23 5/8x23 5/8x17 3/4	0	0	0	0	0
23 5/8x23 5/8x19 5/8	0	0	0	0	0
23 5/8x23 5/8x21 5/8	0	0	0	0	0
31 1/2x31 1/2x14	0	0	0	0	0
31 1/2x31 1/2x17 3/4	0	0	0	0	0
31 1/2x31 1/2x19 5/8	0	0	0	0	0
31 1/2x31 1/2x21 5/8	0	0	0	0	0

vitamin design

NIGHT TABLE AETAS SPACE (N_AETAS-SPACE_2.5)

A nostalgic tripod.

Standard coating: treatment with herbal oil.
Solid wood top 1" thick,
full-length 2 3/4"-3 1/2" width staved.
Leg profile: 2 3/8" x 1 5/8"

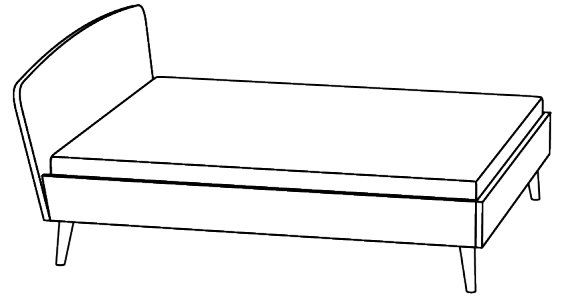


L x W x H in	PRICE GROUPS (EUR)				
	I	II	III	IV	V
23 5/8x18 7/8x16 7/8	O	O	O	O	O
31 1/2x24 3/4x18 1/8	O	O	O	O	O

BED CALOR (L_CALOR)

Simple but still very stylish. Slight tilted headboard. The contrast round shapes of the headboard with the straight lines of the bedframe lead to a harmonic creation.

Standard coating: treatment with herbal oil.
 Solid wood boards full-length staved.
 Central bracket for additional strength, also enabling the use of two separate slatted frames.
 Slatted frames and mattresses need to be ordered separately.



- Bed frame height: 16 7/8"
- Headboard height: 36 1/4"
- The recess depth of the frame electively to max. 5 7/8"
- Outer dimensions: W* +10 1/4", L* +5 7/8"

Width in	Length in	PRICE GROUPS (EUR)				
		I	II	III	IV	V
39 3/8	78 3/4	0	0	0	0	0
55 1/8	78 3/4	0	0	0	0	0
62	78 3/4	0	0	0	0	0
70 7/8	78 3/4	0	0	0	0	0
78 3/4	78 3/4	0	0	0	0	0

	I	II	III	IV	V
Recess depth: each 1 1/8 inch more depth	0	0	80	0	0
Extra length up to 86 5/8"	0	0	0	0	0

vitamin design

BED CARA (L_CARA)

Slightly slanted headboard.

Standard coating: treatment with herbal oil.

Solid wood boards full-length staved.

Very easy assemblage: headboard and footboard pre-assembled.

Central bracket for additional strength, also enabling the use of two separate slatted frames.

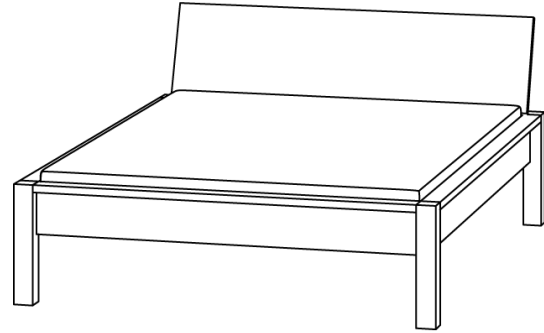
Slatted frames and mattresses need to be ordered separately.

•Bed frame height: 15 3/8"

•Headboard height: 32 1/4"

•The recess depth of the frame electively to max. 5 7/8"

•Outer dimensions: W +4 3/4", L +6 3/4"



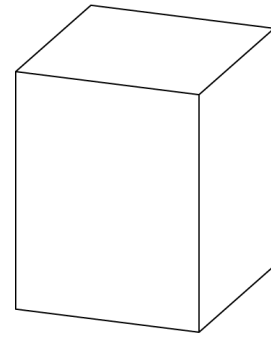
Width in	Length in	PRICE GROUPS (EUR)				
		I	II	III	IV	V
39 3/8	78 3/4	O	O	O	O	O
55 1/8	78 3/4	O	O	O	O	O
62	78 3/4	O	O	O	O	O
70 7/8	78 3/4	O	O	O	O	O
78 3/4	78 3/4	O	O	O	O	O

	I	II	III	IV	V
Recess depth: each 1 1/8 inch more depth	O	O	8%	O	O
Extra height: Leg height +/- 1 1/8"	O	O	O	O	O
Extra length up to 86 5/8"	O	O	O	O	O

NIGHT TABLE KLOTZ (N_KLOTZ_0)

All-rounder from logs. Pure nature with open knots and cracks.

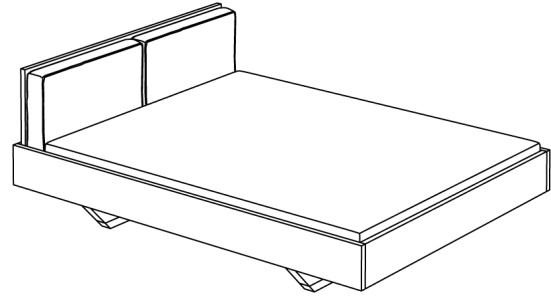
Standard coating: treatment with herbal oil.



L x D x H in	PRICE GROUPS (EUR)				
	I	II	III	IV	V
11 x11 x17 3/4	0	0	0	0	0
11 3/4x11 3/4x17 3/4	0	0	0	0	0

BED MEA (L_MEA)

Seemingly floating bed frame. Straight headboard.
 Back cushions in leather.
 Standard coating: treatment with herbal oil.
 Solid wood boards full-length staved.
 Very easy assemblage: headboard and footboard pre-assembled.
 Central bracket for additional strength, also enabling the use of two separate slatted frames.
 Slatted frames and mattresses need to be ordered separately.



- Bed frame height: 16 7/8"
 - Headboard height: 32 5/8"
 - The recess depth of the frame electively to max. 5 7/8"
 - Outer dimensions: W* +2 3/8", L* +9 1/2"
 - Two leather back cushions included in price
- Colours: white, beige, dark brown, red, black

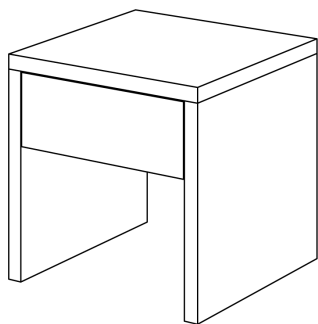
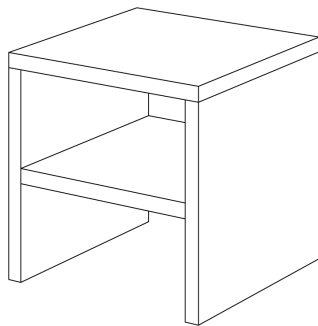
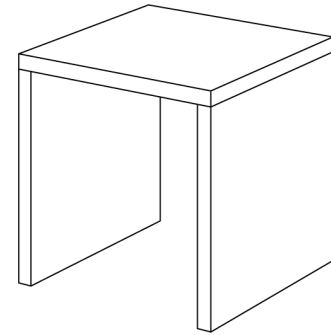
Width in	Length in	PRICE GROUPS (EUR)				
		I	II	III	IV	V
39 3/8	78 3/4	O	O	O	O	O
55 1/8	78 3/4	O	O	O	O	O
62	78 3/4	O	O	O	O	O
70 7/8	78 3/4	O	O	O	O	O
78 3/4	78 3/4	O	O	O	O	O

	I	II	III	IV	V
Recess depth: each 1 1/8 inch more depth	O	O	8%	O	O
Extra height: Leg height +/- 1 1/8"	O	O	O	O	O
Extra length up to 86 5/8"	O	O	O	O	O

NIGHT TABLE MENA (N_MENA_3)

Clear shape. Sharp edges.

Standard coating: treatment with herbal oil.
Solid wood 1 1/8" thick,
full-length 2 3/4"-3 1/2" width staved



L x W x H in	PRICE GROUPS (EUR)				
	I	II	III	IV	V
15 3/8x15 3/8x15 3/8	0	0	0	0	0
16 7/8x16 7/8x16 7/8	0	0	0	0	0
17 3/4x17 3/4x17 3/4	0	0	0	0	0

	I	II	III	IV	V
Accessory: Tray	0	0	0	0	0
Accessory: Drawer	0	0	0	0	0

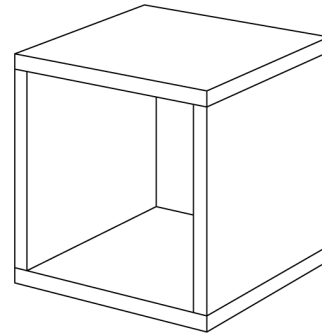
vitamin design

NIGHT TABLE MENA B (N_MENA-B_3)

Clear shape. Sharp edges.

Standard coating: treatment with herbal oil.

Solid wood 1 1/8" thick,
full-length 2 3/4"-3 1/2" width staved
without bottom board



L x W x H in	PRICE GROUPS (EUR)				
	I	II	III	IV	V
15 3/8x15 3/8x15 3/8	O	O	O	O	O
16 7/8x16 7/8x16 7/8	O	O	O	O	O
17 3/4x17 3/4x17 3/4	O	O	O	O	O

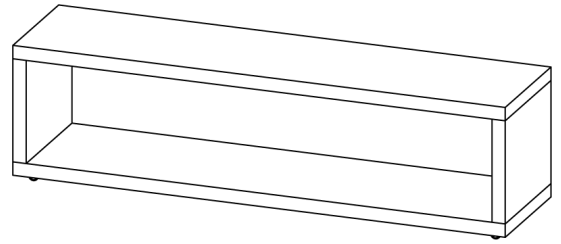
	I	II	III	IV	V
Accessory: Tray	O	O	O	O	O
Accessory: Drawer	O	O	O	O	O

NIGHT TABLE MENA-B-ROL (N_MENA-B-ROL_4)

Clear shape. Sharp edges. On wheels

Standard coating: treatment with herbal oil.

Solid wood boards 1 5/8" thick,
full-length 2 3/4" – 3 1/2" width staved.



L x W x H in	PRICE GROUPS (EUR)				
	I	II	III	IV	V
55 1/8x13 3/4x13 3/4	0	0	0	0	0

SIDEBOARD NOTE (K_NOTE_0)

Wardrobe

Standard coating: treatment with herbal oil.

Choice of glass door panel as well as mirror or wood.

Inside fittings: element with two shelves and 1 clothes rail.


Version 1 Front frame and sliding door in solid wood, full-length staved. Body wooden veneer over MDF.

Version 2 Wholly solid. Front frame and sliding door full-length staved, body parquet joint.

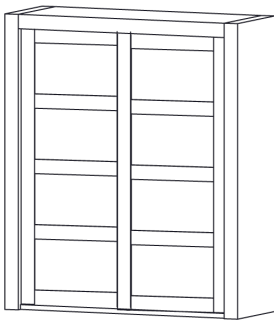
Front frame and sliding door full-length staved, body parquet joint

Additionally orderable drawer unit. (see Accessories)


Selectable: Door filling glass, mirror or solid wood.



Conf	Width x Depth x Height in	PRICE GROUPS (EUR)				
		I	II	III	IV	V
K20	72 7/8x25 x86 5/8	0	0	0	0	0
K21	103 7/8x25 x86 5/8	0	0	0	0	0



K20



K21

For wardrobe completely in solid wood +33% (Front frame and sliding door full-length staved, body parquet joint.)

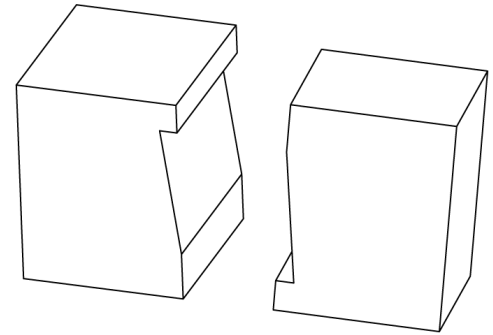
K20: 2 Sliding doors, behind each 2 shelves and 1 clothes rail, with partition panel

K21: 3 Sliding doors, behind each 2 shelves and 1 clothes rail, with partition panel

NIGHT TABLE PFEIFE (N_PFEIFE_0)

All-rounder from logs. Pure nature with open knots and cracks.

Standard coating: treatment with herbal oil.



L x D x H in	PRICE GROUPS (EUR)				
	I	II	III	IV	V
11 3/4x11 3/4x17 3/4	0	0	0	0	0

BED QUADRA (L_QUADRA)

Seemingly floating bed frame. Slightly tilted bedhead.

Standard coating: treatment with herbal oil.

Solid wood boards full-length staved.

Very easy assemblage: headboard and footboard pre-assembled.

Central bracket for additional strength, also enabling the use of two separate slatted frames.

Slatted frames and mattresses need to be ordered separately.

•Bed frame height: 16 7/8"

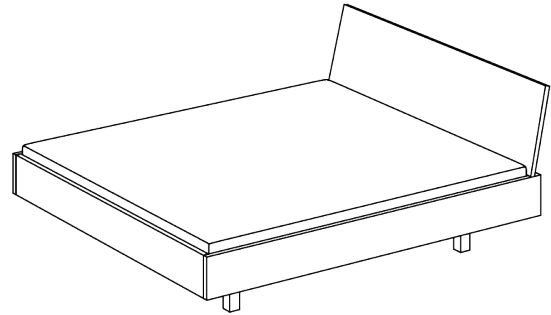
•Headboard height: 34 1/4"

•The recess depth of the frame electively to max. 5 7/8"

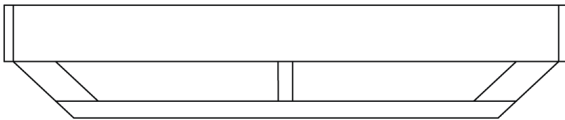
•Outer dimensions: W* +2 3/8"), L* +5 1/2"

* W = Inner width L = Inner length

Standard leg profile: rectangular 2 3/8" x 2 3/8"



Width in	Length in	PRICE GROUPS (EUR)				
		I	II	III	IV	V
39 3/8	78 3/4	O	O	O	O	O
55 1/8	78 3/4	O	O	O	O	O
62	78 3/4	O	O	O	O	O
70 7/8	78 3/4	O	O	O	O	O
78 3/4	78 3/4	O	O	O	O	O



	I	II	III	IV	V
Recess depth: each 1 1/8 inch more depth	O	O	80%	O	O
Skid frame	O	O	O	O	O
Extra height: Leg height +/- 1 1/8"	O	O	O	O	O
Extra length up to 86 5/8"	O	O	O	O	O

BED QUADRA FRAME (L_QUADRA-OK)

Seemingly floating bed frame. Slightly tilted bedhead.

Standard coating: treatment with herbal oil.

Solid wood boards full-length staved.

Very easy assemblage: headboard and footboard pre-assembled.

Central bracket for additional strength, also enabling the use of two separate slatted frames.

Slatted frames and mattresses need to be ordered separately.

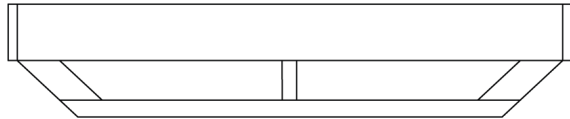
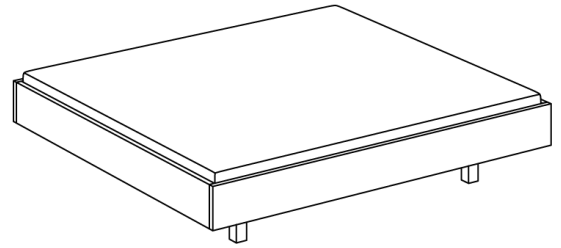
•Bed frame height: 16 7/8"

•The recess depth of the frame electively to max. 5 7/8"

•Outer dimensions: W* +2 3/8", L* +2 3/8"

* W = Inner width L = Inner length

Standard leg profile: rectangular 2 3/8" x 2 3/8"



Width in	Length in	PRICE GROUPS (EUR)				
		I	II	III	IV	V
39 3/8	78 3/4	0	0	0	0	0
55 1/8	78 3/4	0	0	0	0	0
62	78 3/4	0	0	0	0	0
70 7/8	78 3/4	0	0	0	0	0
78 3/4	78 3/4	0	0	0	0	0

	I	II	III	IV	V
Recess depth: each 1 1/8 inch more depth	0	0	80%	0	0
Skid frame	0	0	0	0	0
Extra height: Leg height +/- 1 1/8"	0	0	0	0	0
Extra length up to 86 5/8"	0	0	0	0	0

BED QUADRA SOFT (L_QUADRA-S)

Seemingly floating bed frame. Slightly tilted bedhead.

Standard coating: treatment with herbal oil.

Solid wood boards full-length staved.

Very easy assemblage: headboard and footboard pre-assembled.

Central bracket for additional strength, also enabling the use of two separate slatted frames.

Slatted frames and mattresses need to be ordered separately.

•Bed frame height: 16 7/8"

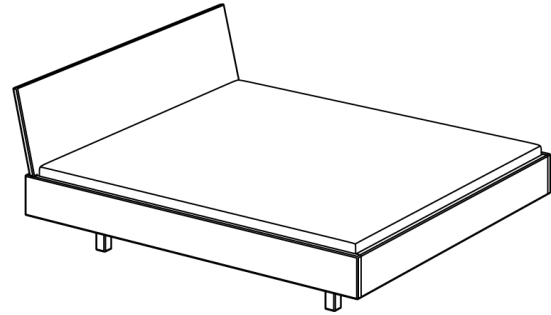
•Headboard height: 34 1/4"

•The recess depth of the frame electively to max. 5 7/8"

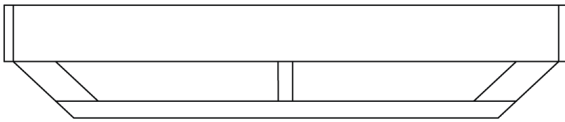
•Outer dimensions: W* +2 3/8", L* +5 1/2"

* W = Inner width L = Inner length

Standard leg profile: rectangular 2 3/8" x 2 3/8"



Width in	Length in	PRICE GROUPS (EUR)				
		I	II	III	IV	V
39 3/8	78 3/4	O	O	O	O	O
55 1/8	78 3/4	O	O	O	O	O
62	78 3/4	O	O	O	O	O
70 7/8	78 3/4	O	O	O	O	O
78 3/4	78 3/4	O	O	O	O	O



	I	II	III	IV	V
Recess depth: each 1 1/8 inch more depth	O	O	8%	O	O
Skid frame	O	O	O	O	O
Extra height: Leg height +/- 1 1/8"	O	O	O	O	O
Extra length up to 86 5/8"	O	O	O	O	O

BED QUADRA SOFT FRAME (L_QUADRA-S-OK)

Seemingly floating bed frame. Slightly tilted bedhead.

Standard coating: treatment with herbal oil.

Solid wood boards full-length staved.

Very easy assemblage: headboard and footboard pre-assembled.

Central bracket for additional strength, also enabling the use of two separate slatted frames.

Slatted frames and mattresses need to be ordered separately.

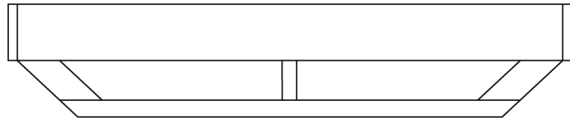
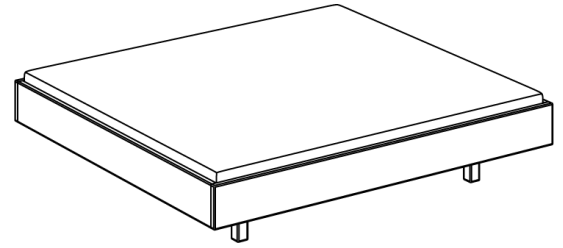
•Bed frame height: 16 7/8"

•The recess depth of the frame electively to max. 5 7/8"

•Outer dimensions: W* +2 3/8", L* +2 3/8"

* W = Inner width L = Inner length

Standard leg profile: rectangular 2 3/8" x 2 3/8"



Width in	Length in	PRICE GROUPS (EUR)				
		I	II	III	IV	V
39 3/8	78 3/4	0	0	0	0	0
55 1/8	78 3/4	0	0	0	0	0
62	78 3/4	0	0	0	0	0
70 7/8	78 3/4	0	0	0	0	0
78 3/4	78 3/4	0	0	0	0	0

	I	II	III	IV	V
Recess depth: each 1 1/8 inch more depth	0	0	80%	0	0
Skid frame	0	0	0	0	0
Extra height: Leg height +/- 1 1/8"	0	0	0	0	0
Extra length up to 86 5/8"	0	0	0	0	0

BED SOMNIA (L_SOMNIA)

Clean lines with a cunning headboard.

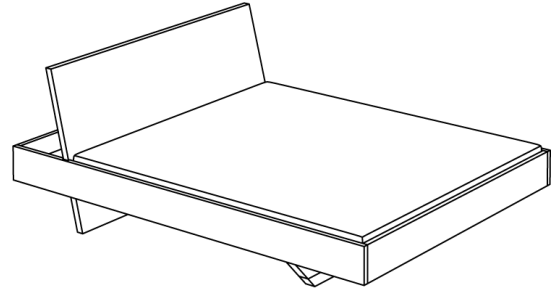
Standard coating: treatment with herbal oil.

Alternatively, oak soaped or treated with protective emulsion.

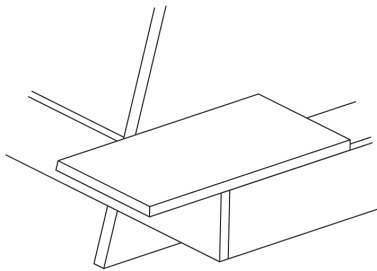
Solid wood boards full-length staved.

Slatted frames and mattresses need to be ordered separately.

- Bed frame height: 15 3/8"
- Headboard height: 35 3/8"
- The recess depth of the frame electively to max. 5 7/8"
- Outer dimensions: W* +2 3/8", L* +18 1/2"



Width in	Length in	PRICE GROUPS (EUR)				
		I	II	III	IV	V
55 1/8	78 3/4	0	0	0	0	0
62	78 3/4	0	0	0	0	0
70 7/8	78 3/4	0	0	0	0	0
78 3/4	78 3/4	0	0	0	0	0



	I	II	III	IV	V
Accessory: Bed Shelf	0	0	0	0	0
Extra length up to 86 5/8"	0	0	0	0	0

BED TAURUS (L_TAURUS)

Slightly tilted headboard.

Standard coating: treatment with herbal oil.

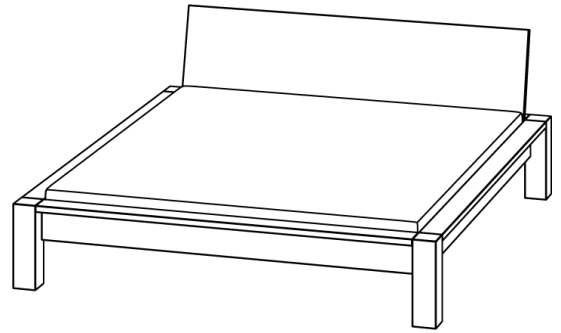
Solid wood boards full-length staved.

Very easy assemblage: headboard and footboard pre-assembled.

Central bracket for additional strength, also enabling the use of two separate slatted frames.

Slatted frames and mattresses need to be ordered separately.

- Bed frame height: 15 3/8"
- Headboard height: 32 1/4"
- The recess depth of the frame electively to max. 5 7/8"
- Outer dimensions: W* +8 5/8", L* +8 5/8"



Width in	Length in	PRICE GROUPS (EUR)				
		I	II	III	IV	V
39 3/8	78 3/4	0	0	0	0	0
55 1/8	78 3/4	0	0	0	0	0
62	78 3/4	0	0	0	0	0
70 7/8	78 3/4	0	0	0	0	0
78 3/4	78 3/4	0	0	0	0	0

	I	II	III	IV	V
Recess depth: each 1 1/8 inch more depth	0	0	80%	0	0
Extra height: Leg height +/- 1 1/8"	0	0	0	0	0
Extra length up to 86 5/8"	0	0	0	0	0

vitamin design

BED VILLA (L_VILLA)

Clear form with a curved headboard.

Standard coating: treatment with herbal oil.

Solid wood boards full-length staved.

Very easy assemblage: headboard and footboard pre-assembled.

Central bracket for additional strength, also enabling the use of two separate slatted frames.

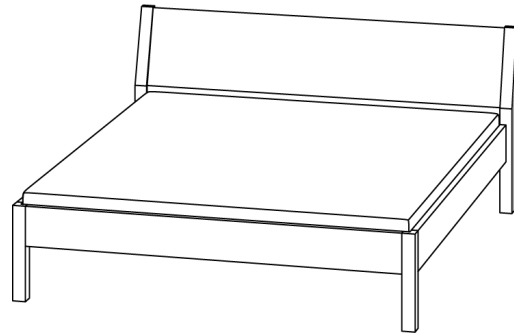
Slatted frames and mattresses need to be ordered separately.

•Bed frame height: 16 7/8"

•Headboard height: 34 5/8"

•The recess depth of the frame electively to max. 5 7/8"

•Outer dimensions: W* +4 3/4", L* +4 3/8"



Width in	Length in	PRICE GROUPS (EUR)				
		I	II	III	IV	V
39 3/8	78 3/4	0	0	0	0	0
55 1/8	78 3/4	0	0	0	0	0
62	78 3/4	0	0	0	0	0
70 7/8	78 3/4	0	0	0	0	0
78 3/4	78 3/4	0	0	0	0	0

	I	II	III	IV	V
Recess depth: each 1 1/8 inch more depth	0	0	8%	0	0
Extra height: Leg height +/- 1 1/8"	0	0	0	0	0
Extra length up to 86 5/8"	0	0	0	0	0
Slat headboard	0	0	0	0	0

SHELF AETAS (R_AETAS_2.5)

All solid.

Standard coating: treatment with herbal oil.

full-length $2\frac{3}{4}$ " – $3\frac{1}{2}$ " width staved.

Plate thickness 1"

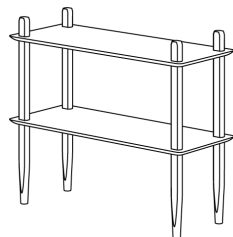
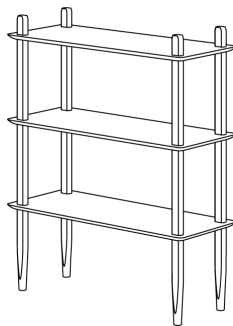
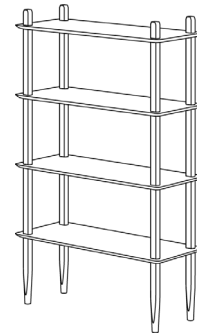
Leg profile: $2\frac{3}{8}$ " x $1\frac{5}{8}$ "

Standard:

H $40\frac{1}{8}$ " with 2 Shelves

H $57\frac{7}{8}$ " with 3 Shelves

H 76" with 4 Shelves



W x D x H in	PRICE GROUPS (EUR)				
	I	II	III	IV	V
47 1/4x18 7/8x40 1/8	0	0	0	0	0
47 1/4x18 7/8x57 7/8	0	0	0	0	0
47 1/4x18 7/8x75	0	0	0	0	0

SIDEBOARD AETAS (K_AETAS_3)

In standard version as room divider. The doors can be opened both sides.

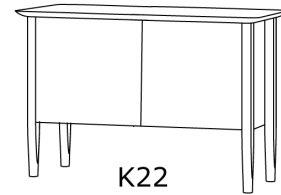
Handle-less opening of doors and drawers ("push" function).

Standard coating: treatment with herbal oil.

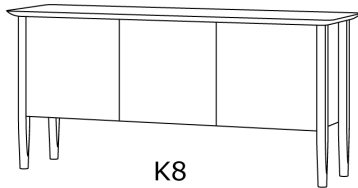
All parts solid wood. Permanently mounted.

Standard depth: 16 1/2" body, 21 1/4" top

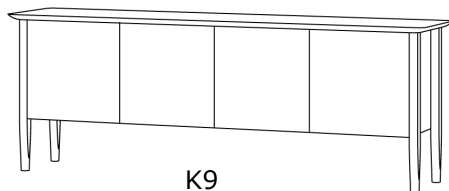
Standard height: 21 1/4" body, 33 1/8" total height



K22



K8



K9

Conf	Width x Depth x Height in	PRICE GROUPS (EUR)				
		I	II	III	IV	V
K22	47 1/4x16 1/2x33 1/8	O	O	O	O	O
K22	55 1/8x16 1/2x33 1/8	O	O	O	O	O
K8	62 x16 1/2x33 1/8	O	O	O	O	O
K8	70 7/8x16 1/2x33 1/8	O	O	O	O	O
K9	78 3/4x16 1/2x33 1/8	O	O	O	O	O
K9	86 5/8x16 1/2x33 1/8	O	O	O	O	O

K22: 2 doors, behind each 1 shelf, with partition panel

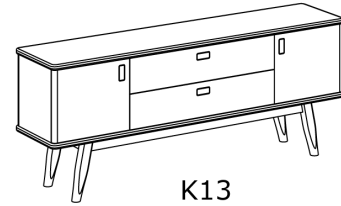
K8: 3 doors, behind each, 1 shelf, with partition panel

K9: 4 doors, behind each 1 shelf, with partition

SIDEBOARD AETAS SPACE (K_AETAS-SPACE_2.5)

Affectionate design across the time.
 All parts solid wood. Permanently mounted.
 Handle-less opening of doors and drawers ("push" function).

Standard coating: treatment with herbal oil.
 Standard depth: 17 3/4"



K13

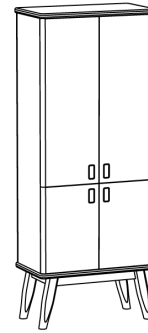
Conf	Width x Depth x Height in	PRICE GROUPS (EUR)				
		I	II	III	IV	V
K13	78 3/4x17 3/4x33 1/2	0	0	0	0	0

K13: 2 doors, in the middle 2 drawers

SIDEBOARD AETAS SPACE HIGH (K_AETAS-SPACE-HI_2.5)

Affectionate design across the time.
 All parts solid wood. Permanently mounted.
 Handle-less opening of doors and drawers ("push" function).

Standard coating: treatment with herbal oil.
 Standard depth: 17 3/4"



K11

Conf	Width x Depth x Height in	PRICE GROUPS (EUR)				
		I	II	III	IV	V
K11	31 1/2x17 3/4x78 3/4	O	O	O	O	O
K11	47 1/4x17 3/4x62	O	O	O	O	O

K11: 4 doors, behind 3 shelves, without partition panel

SIDEBOARD AMBIO (K_AMBIO_2.5)

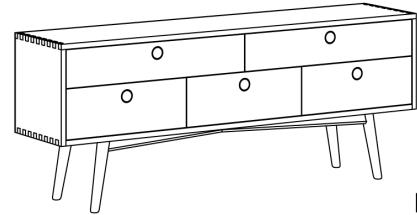
Storage furniture have a unique form

All parts solid wood. Permanently mounted.
Handle-less opening of doors and drawers ("push" function).

Standard coating: treatment with herbal oil.

Full-length 2 3/4" – 3 1/2" width staved.

Standard depth: 18 1/8"



K17


Conf	Width x Depth x Height in	PRICE GROUPS (EUR)				
		I	II	III	IV	V
K17	62 x 18 1/8 x 31 1/2	0	0	0	0	0
K17	70 7/8 x 18 1/8 x 31 1/2	0	0	0	0	0
K17	78 3/4 x 18 1/8 x 31 1/2	0	0	0	0	0
K17	86 5/8 x 18 1/8 x 31 1/2	0	0	0	0	0
K17	94 1/2 x 18 1/8 x 31 1/2	0	0	0	0	0

K17: top 2 drawers, bottom 3 drawers

SIDEBOARD AMBIO HIGH (K_AMBIO-HI_2.5)

Storage furniture have a unique form

All parts solid wood. Permanently mounted.
 Handle-less opening of doors and drawers ("push" function).
 Standard coating: treatment with herbal oil.
 Full-length 2 3/4" – 3 1/2" width staved.
 Standard depth: 18 1/8"



K16

Conf	Width x Depth x Height in	PRICE GROUPS (EUR)				
		I	II	III	IV	V
K16	47 1/4x18 1/8x70 7/8	0	0	0	0	0

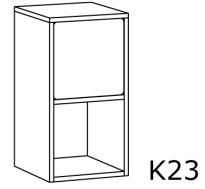
K16: top 2 doors, behind each 2 shelves, bottom 1 drawer
 Choice of solid wood or glas door panel

SIDEBORD CAVUS (K_CAVUS_2.5)

Türen mit leicht abgerundeten Ecken aus Holz oder durchgefärbten natürlichen MDF.

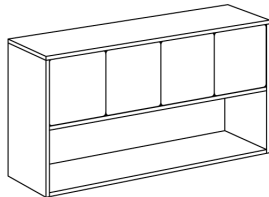
Handle-less opening of doors ("Push"- function).
Standard coating: treatment with herbal oil.
Standard depth: 16 1/2"

Solid wood or MDF doors. MDF available in colours:
light grey (SLG), grey (SCZ), black (SBL), chocolate (SBC), yellow (SYW),
orange (SOR), red (SSC), violet (SVI), blue (SRB),
green mint (SGM).



K23

Conf	Width x Depth x Height in	PRICE GROUPS (EUR)				
		I	II	III	IV	V
K23	18 1/2x16 1/2x33 1/2	0	0	0	0	0
K24	68 1/8x16 1/2x33 1/2	0	0	0	0	0



K24

K23: Top : 1 Door Bottom: open shelf
K24: Top : 4 Doors Bottom: open shelf

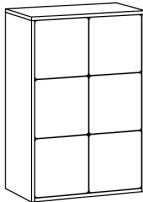
Base 1 5/8"	I	II	III	IV	V
	Included				

SIDEBOARD CAVUS MID (K_CAVUS-MID_2.5)

Türen mit leicht abgerundeten Ecken aus Holz oder durchgefärbten natürlichen MDF.

Handle-less opening of doors ("Push"- function).
 Standard coating: treatment with herbal oil.
 Standard depth: 16 1/2"

Solid wood or MDF doors. MDF available in colours:
 light grey (SLG), grey (SCZ), black (SBL), chocolate (SBC), yellow (SYW),
 orange (SOR), red (SSC), violet (SVI), blue (SRB),
 green mint (SGM).



K6

Conf	Width x Depth x Height in	PRICE GROUPS (EUR)				
		I	II	III	IV	V
K6	35 x16 1/2x51 5/8	0	0	0	0	0

K6: 6 Doors

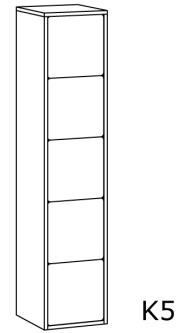
Base 1 5/8"	PRICE GROUPS (EUR)				
	I	II	III	IV	V
			Included		

SIDEBOARD CAVUS HIGH (K_CAVUS-HI_2.5)

Türen mit leicht abgerundeten Ecken aus Holz oder durchgefärbten natürlichen MDF.

Handle-less opening of doors ("Push"- function).
Standard coating: treatment with herbal oil.
Standard depth: 16 1/2"

Solid wood or MDF doors. MDF available in colours:
light grey (SLG), grey (SCZ), black (SBL), chocolate (SBC), yellow (SYW), orange (SOR), red (SSC), violet (SVI), blue (SRB), green mint (SGM).



Conf	Width x Depth x Height in	PRICE GROUPS (EUR)				
		I	II	III	IV	V
K5	18 1/2x16 1/2x85 3/8	0	0	0	0	0

K5: 5 Doors

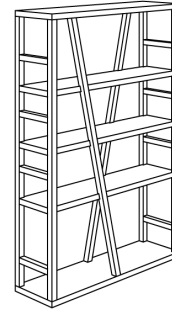
Base 1 5/8"	PRICE GROUPS (EUR)				
	I	II	III	IV	V
			Included		

SHELF FACHWERK (R_FACHWERK_4)



All solid.

Standard coating: treatment with herbal oil.
 Solid wood boards 1 5/8 " thick full-length staved.
 Frame: 1 5/8" x 1 5/8 "

141 3/4"x13 3/4"x78 3/4" consists of:
 Shelf 47 1/4" x 13 3/4" x 78 3/4"
 Shelf 47 1/4" x 13 3/4" x 35 3/8" connected with
 continuous board.



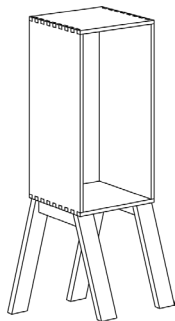
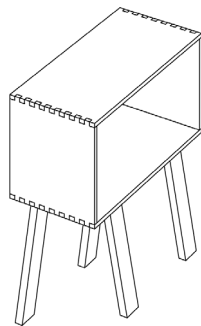
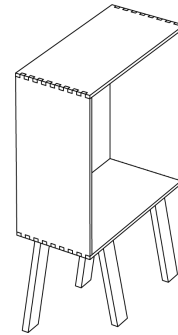
W x D x H in	PRICE GROUPS (EUR)				
	I	II	III	IV	V
47 1/4x13 3/4x35 3/8	O	O	O	O	O
47 1/4x13 3/4x78 3/4	O	O	O	O	O
141 3/4x13 3/4x78 3/4	O	O	O	O	O



SHELF GO (R_GO_2.5)

Cabinets as a storage unit and a room divider with display possibilities.
All solid, firmly mounted. Finger joint.
Solid wood boards 1 " thick full-length staved.

Standard coating: treatment with herbal oil.
Leg profile: 3 7/8"x 1 5/8"
Frame height: 23 5/8"



W x D x H in	PRICE GROUPS (EUR)				
	I	II	III	IV	V
19 5/8x18 7/8x62	0	0	0	0	0
39 3/8x18 7/8x62	0	0	0	0	0
43 1/4x18 7/8x43 1/4	0	0	0	0	0

Please state the movement direction left or right.

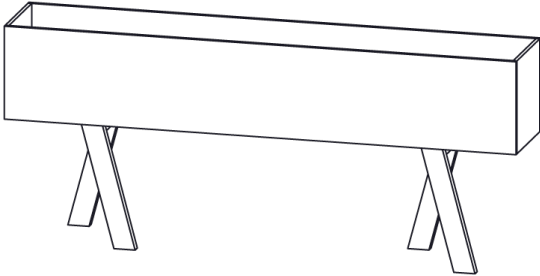
	I	II	III	IV	V
Going Left			Included		
Going Right			Included		

vitamin design

SHELF GO K (R_GO-K_2.5)

Cabinets as a storage unit and a room divider with display possibilities.
 All solid, firmly mounted. Finger joint.
 Solid wood boards 1 " thick full-length staved.

Standard coating: treatment with herbal oil.
 Leg profile: 3 7/8"x 1 5/8"
 Frame height: 23 5/8"



W x D x H in	PRICE GROUPS (EUR)				
	I	II	III	IV	V
86 5/8x17 3/4x43 1/4	0	0	0	0	0

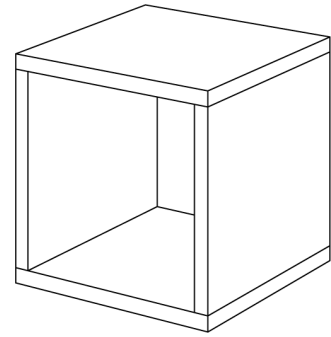
Please state the movement direction left or right.

	I	II	III	IV	V
Going Left			Included		
Going Right			Included		

SHELF WURFEL (R_GO-W-LINO_2.5)

Element without frame & back

Different linoleum colors for selection see order guidelines.



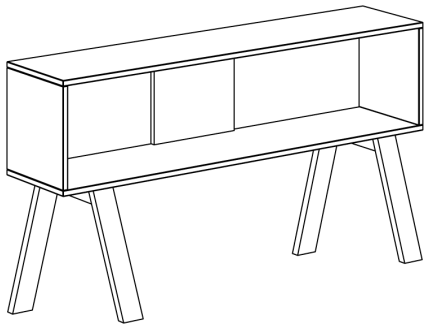

W x D x H in	PRICE (EUR)				
16 7/8x16 7/8x16 7/8	0	0	0	0	0

SHELF GO LINO (R_GO-LINO_2.5)

Shelves with colorful linoleum body.
Solid wood frame-legs.

Frame standard coating: treatment with herbal oil.
Linoleum plate 1" thick.
Legs profil: 3 7/8" x 1/5/8"
Standard frame-legs height: 23 5/8"
Board in the middle of the shelf for 78 3/4" width.

Different linoleum colors for selection see order guidelines.



W x D x H in	PRICE GROUPS (EUR)				
	I	II	III	IV	V
39 3/8x17 3/4x43 1/4	O	O	O	O	O
78 3/4x17 3/4x43 1/4	O	O	O	O	O

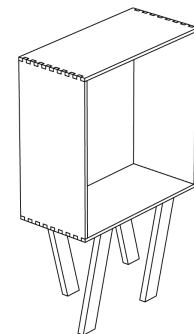
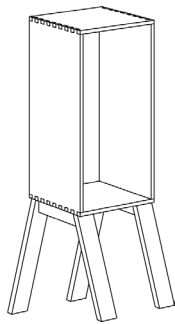
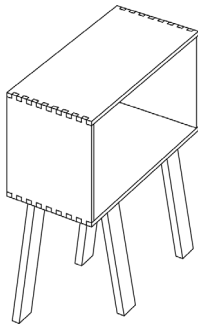
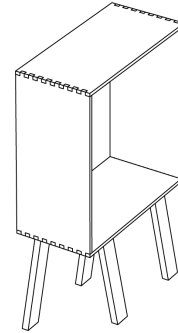
Please state the movement direction left or right.

	I	II	III	IV	V
Going Left			Included		
Going Right			Included		
Middle board			Included		

SHELF GO RW (R_GO-RW_2.5)

Cabinets as a storage unit and a room divider with display possibilities.
All solid, firmly mounted. Finger joint.
Solid wood boards 1 " thick full-length staved.

Standard coating: treatment with herbal oil.
Leg profile: 3 7/8"x 1 5/8"
Frame height: 23 5/8"



W x D x H in	PRICE GROUPS (EUR)				
	I	II	III	IV	V
19 5/8x18 7/8x62	0	0	0	0	0
39 3/8x18 7/8x62	0	0	0	0	0
43 1/4x18 7/8x43 1/4	0	0	0	0	0

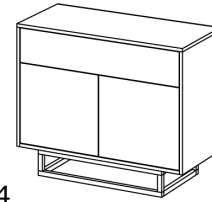
Please state the movement direction left or right.

	I	II	III	IV	V
Going Left			Included		
Going Right			Included		

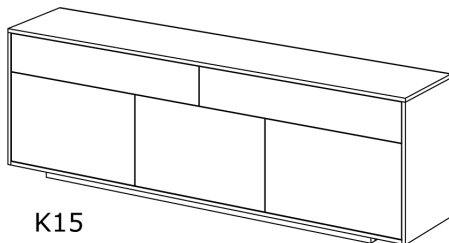
SIDEBORD LINEA (K_LINEA_3)

All parts solid wood except the rear cover. Permanently mounted.
 Handle-less opening of doors and drawers ("push" function).

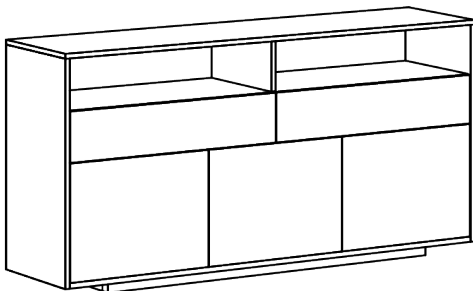
Standard coating: treatment with herbal oil.
 Standard depth: 17 3/4"
 Standard height: 25 5/8" / 33 1/2", only body without pedestal or baseboard.
 Standard baseboard: H 1 5/8", (SO4)
 Standard pedestal: H 5 1/2", (PO14)



K14



K15



K25

Conf	Width x Depth x Height in	PRICE GROUPS (EUR)				
		I	II	III	IV	V
K14	39 3/8x17 3/4x25 5/8	0	0	0	0	0
K15	55 1/8x17 3/4x25 5/8	0	0	0	0	0
K25	55 1/8x17 3/4x33 1/2	0	0	0	0	0
K15	62 x17 3/4x25 5/8	0	0	0	0	0
K25	62 x17 3/4x33 1/2	0	0	0	0	0
K15	70 7/8x17 3/4x25 5/8	0	0	0	0	0
K25	70 7/8x17 3/4x33 1/2	0	0	0	0	0
K15	78 3/4x17 3/4x25 5/8	0	0	0	0	0
K25	78 3/4x17 3/4x33 1/2	0	0	0	0	0
K15	86 5/8x17 3/4x25 5/8	0	0	0	0	0
K25	86 5/8x17 3/4x33 1/2	0	0	0	0	0

K14: Top 1 long drawer, bottom 2 flap doors, behind each 1 shelf.
 K15: Top 2 long drawers, bottom 3 flap doors, behind each 1 shelf.
 K25: Top 2 shelves, middle 2 drawers, bottom 3 doors, behind each 1 shelf.

	I	II	III	IV	V
Base 1 5/8"	Included				
Pedestal 5 1/2"	0	0	0	0	0

SIDEBOARD LINEA HIGH (K_LINEA-HI_3)

Elegant Glass cabinet

All parts solid wood except the rear cover. Permanently mounted.


Handle-less opening of doors and drawers ("push" function).

Standard coating: treatment with herbal oil.

Standard depth: 17 3/4"

Standard height: 78 3/4", only body without pedestal or baseboard.

Standard baseboard: H 1 5/8", (SO4)



Conf	Width x Depth x Height in	PRICE GROUPS (EUR)				
		I	II	III	IV	V
K26	47 1/4x17 3/4x78 3/4	0	0	0	0	0

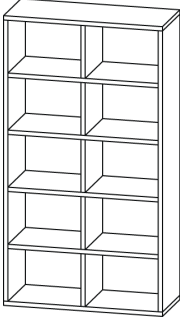
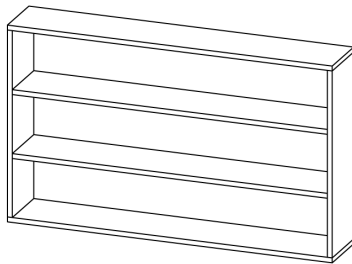
K26: Top 2 glass doors, behind each 2 shelves, middle 1 drawer, Bottom 2 doors, behind each 1 shelf.

	I	II	III	IV	V
Base 1 5/8"			Included		

SHELF MENA (R_MENA_3)

Clear shape. Sharp edges.

All solid, firmly mounted. Butt connection.
 Standard coating: treatment with herbal oil.
 Solid wood boards 1 1/8" thick full-length staved.
 Wood thickness 1 1/8"
 Open, without rear panel.

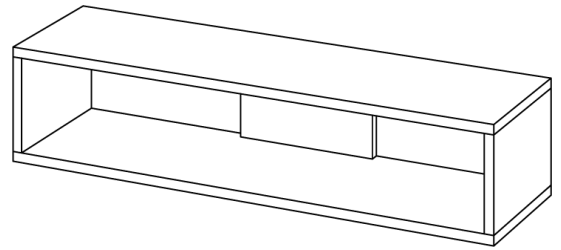


W x D x H in	PRICE GROUPS (EUR)				
	I	II	III	IV	V
43 1/4x12 5/8x78 3/4	0	0	0	0	0
78 3/4x12 5/8x47 1/4	0	0	0	0	0

SHELF MENA TV (R_MENA-TV_3)

Clear shape. Sharp edges.

All solid, firmly mounted. Butt connection.
 Standard coating: treatment with herbal oil.
 Solid wood boards 1 1/8" thick full-length staved.
 Open. Solid wood back in the middle 15 3/4" or without middle wall

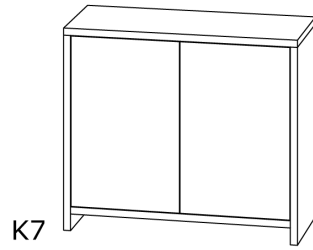


W x D x H in	PRICE GROUPS (EUR)				
	I	II	III	IV	V
62 x 17 3/4 x 13 3/4	0	0	0	0	0
78 3/4 x 17 3/4 x 15 3/4	0	0	0	0	0

SIDEBORD MENA F (K_MENA-F_3)

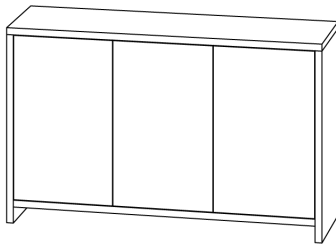
Clear shape. Sharp edges.

All solid, firmly mounted. Butt connection.
Standard coating: treatment with herbal oil.
Handle-less opening of doors and drawers ("push" function).

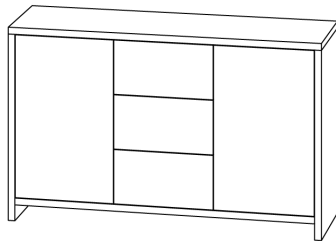


K7

Conf	Width x Depth x Height in	PRICE GROUPS (EUR)				
		I	II	III	IV	V
K7	39 3/8x16 1/2x33 1/2	O	O	O	O	O
K8	55 1/8x16 1/2x33 1/2	O	O	O	O	O
K12	55 1/8x16 1/2x33 1/2	O	O	O	O	O
K9	74 3/4x16 1/2x33 1/2	O	O	O	O	O



K8



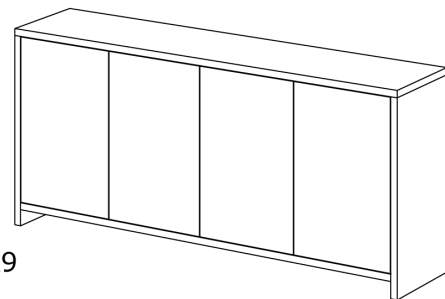
K12

K7: 2 doors, behind each 1 shelf, without partition panel

K8: 3 doors, behind each, 1 shelf, with partition panel

K12: 2 doors, behind each 1 shelf, with 3 drawers

K9: 4 doors, behind each 1 shelf, with partition panel



K9

SHELF PISA (R_PISA_2.5)

All solid, firmly mounted. Finger joint.

Standard coating: treatment with herbal oil.

Solid wood boards 1 " thick full-length staved.

The compartment size: 14 5/8" x 14 5/8"

Shelf depth: 13 3/4", drawers can be placed in any shelf

Possible to use horizontal or vertical without visible screws.

Additional space due to the bevel:

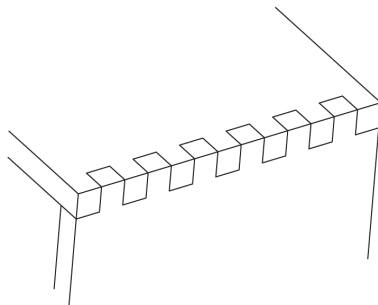

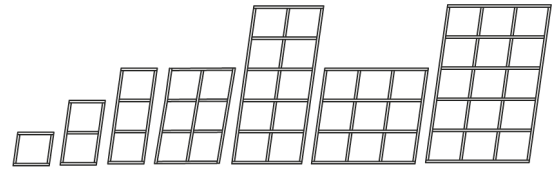
+1 3/8" - 16 1/2" x 13 3/4" x 16 1/2"

+2 3/4" - 16 1/2" x 13 3/4" x 32 1/4"

+4 3/8" - 16 1/2" x 13 3/4" x 47 5/8" & 32 1/4" x 13 3/4" x

47 5/8" & 47 5/8" x 13 3/4" x 47 5/8"

+6 1/4" - 32 1/4" x 13 3/4" x 78 3/4" & 47 5/8" x 13 3/4" x 78 3/4"



W x D x H in	PRICE GROUPS (EUR)				
	I	II	III	IV	V
16 1/2x13 3/4x16 1/2	0	0	0	0	0
16 1/2x13 3/4x32 1/4	0	0	0	0	0
16 1/2x13 3/4x47 5/8	0	0	0	0	0
32 1/4x13 3/4x47 5/8	0	0	0	0	0
32 1/4x13 3/4x78 3/4	0	0	0	0	0
47 5/8x13 3/4x47 5/8	0	0	0	0	0
47 5/8x13 3/4x78 3/4	0	0	0	0	0

	I	II	III	IV	V
Accessory: Drawer-unit Position Front	0	0	0	0	0
Accessory: Drawer-unit Position Rear	0	0	0	0	0

SHELF PISA G (R_PISA-G_2.5)

All solid, firmly mounted. Finger joint.

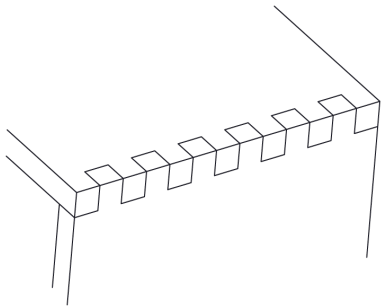
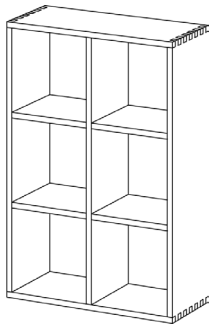
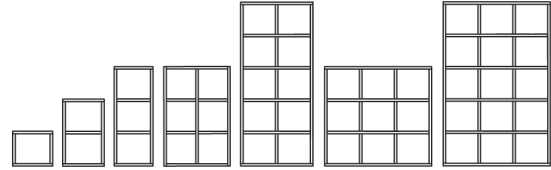
Standard coating: treatment with herbal oil.

Solid wood boards 1" thick full-length staved.

The compartment size: 14 5/8" x 14 5/8"

Shelf depth: 13 3/4", drawers can be placed in any shelf

Possible to use horizontal or vertical without visible screws.



W x D x H in	PRICE GROUPS (EUR)				
	I	II	III	IV	V
16 1/2x13 3/4x16 1/2	O	O	O	O	O
16 1/2x13 3/4x32 1/4	O	O	O	O	O
16 1/2x13 3/4x47 5/8	O	O	O	O	O
32 1/4x13 3/4x47 5/8	O	O	O	O	O
32 1/4x13 3/4x78 3/4	O	O	O	O	O
47 5/8x13 3/4x47 5/8	O	O	O	O	O
47 5/8x13 3/4x78 3/4	O	O	O	O	O

	I	II	III	IV	V
Accessory: Drawer-unit Position Front	O	O	O	O	O
Accessory: Drawer-unit Position Rear	O	O	O	O	O

SHELF SENA (R_SENA_3)

Permanently mounted.

Standard coating: treatment with herbal oil.

MDF available in colours:

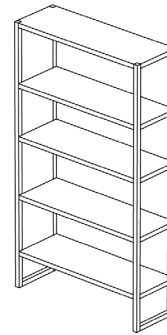
light grey (SLG), grey (SCZ), black (SBL), chocolate (SBC), yellow (SYW), orange (SOR), red (SSC), violet (SVI), blue (SRB), green mint (SGM).

Frame thickness: 1 1/8"

Standard width: 39 3/8"

Standard depth: 13 3/4"

Standard height: 78 3/4"



W x D x H in	PRICE GROUPS (EUR)				
	I	II	III	IV	V
39 3/8x13 3/4x78 3/4	0	0	0	0	0

SIDEBOARD SENA (K_SENA_3)

Handle-less opening of doors and drawers ("push" function).

Permanently mounted. Solid wood or MDF doors.

Standard coating: treatment with herbal oil.

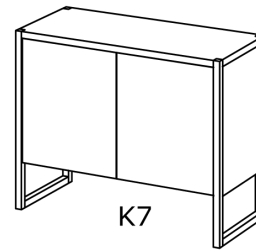
MDF available in colours:

light grey (SLG), grey (SCZ), black (SBL), chocolate (SBC), yellow (SYW), orange (SOR), red (SSC), violet (SVI), blue (SRB), green mint (SGM).

Top and frame thickness: 1 1/8"

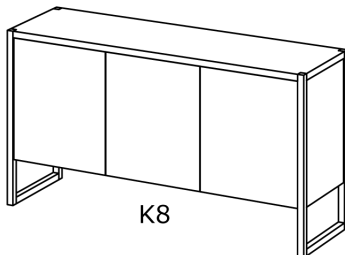
Standard depth: 17 3/4"

Standard height: 31 1/2"

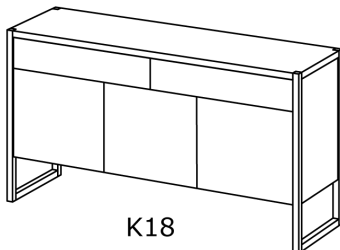


K7

Conf	Width x Depth x Height in	PRICE GROUPS (EUR)				
		I	II	III	IV	V
K7	40 x 17 3/4 x 31 1/2	0	0	0	0	0
K8	59 7/8 x 17 3/4 x 31 1/2	0	0	0	0	0
K18	59 7/8 x 17 3/4 x 31 1/2	0	0	0	0	0
K9	78 3/4 x 17 3/4 x 31 1/2	0	0	0	0	0



K8



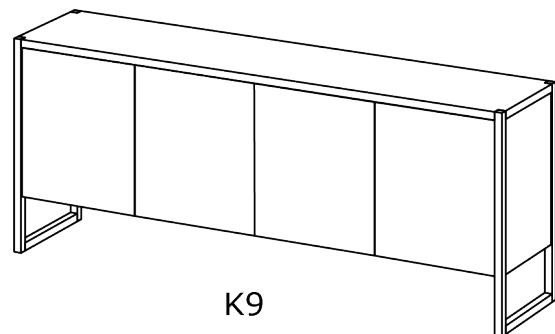
K18

K7: 2 doors, behind each 1 shelf, without partition panel

K8: 3 doors, behind each, 1 shelf, with partition panel

K18: top: 2 drawers bottom, 3 doors, behind each 1 shelf, with partition panel

K9: 4 doors, behind each 1 shelf, with partition panel



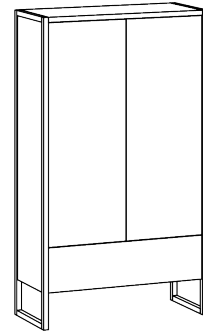
K9

SIDEBORD SENA HIGH (K_SENA-HI_3)

Elegant cabinet

All parts solid wood except the rear cover. Can be combined with BIO-MDF.
 Permanently mounted.
 Handle-less opening of doors and drawers ("push" function).

Standard coating: treatment with herbal oil.
 BIO-MDF available in colours:
 light grey (SLG), grey (SCZ), black (SBL), chocolate (SBC), yellow (SYW),
 orange (SOR), red (SSC), violet (SVI), blue (SRB),
 green mint (SGM).



Conf	Width x Depth x Height in	PRICE GROUPS (EUR)				
		I	II	III	IV	V
K28	40 x 17 3/4 x 70 7/8	0	0	0	0	0

K28: Top 2 doors behind 2 shelves, bottom 1 drawer

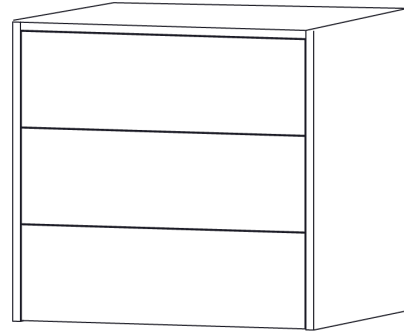
vitamin design

ACCESSORY DRAWER UNIT (Z_DRB)

With 3 drawers. Handle-less opening of drawers ("push" function).

Standard: Wooden veneer over MDF.

Complete solid wood: Front frame and sliding door full-length staved, body parquet joint.



Width in	Depth in	PRICE GROUPS (EUR)				
		I	II	III	IV	V
20 7/8	23 5/8	0	0	0	0	0

For drawer unit completely in solid wood +33%

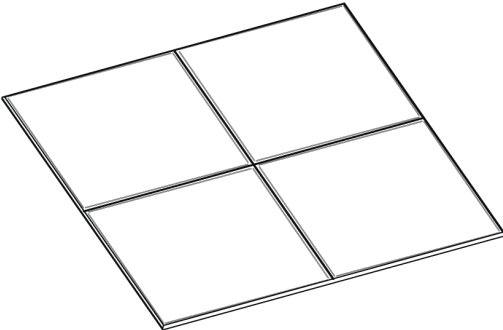
ACCESSORY MUSTER (Z_MUSTER)

Standard coating: treatment with herbal oil.
Solid wood 1 5/8" thick.

Length in	Width in	PRICE GROUPS (EUR)				
		I	II	III	IV	V
7 7/8	5 7/8	0	0	0	0	0

ACCESSORY SEAT CUSHION SQUARE (Z_KI1)

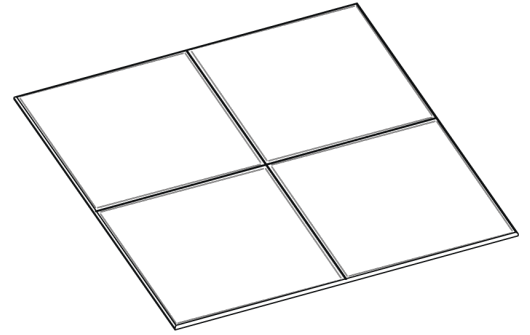
Material: natural leather. Reversible, two sides to use.
Colours: white, beige, red, blue, dark brown, black.



Length in	Width in	PRICE (EUR)				
14	14	0	0	0	0	0

ACCESSORY SEAT CUSHION RECTANGLE (Z_KI2)

Material: natural leather. Reversible, two sides to use.
Colours: white, beige, red, blue, dark brown, black.




Length in	Width in	PRICE (EUR)				
13 3/8	15 3/4	0	0	0	0	0

vitamin design

ACCESSORY LAZY-SUZY (Z_LAZY-SUZY)

Spinning wooden board with variability and comfort.

Standard coating: treatment with herbal oil
Solid wood boards full-length staved



Length in	Width in	PRICE GROUPS (EUR)				
		I	II	III	IV	V
23 5/8	23 5/8	0	0	0	0	0
27 1/2	27 1/2	0	0	0	0	0
31 1/2	31 1/2	0	0	0	0	0
35 3/8	35 3/8	0	0	0	0	0
39 3/8	39 3/8	0	0	0	0	0

	I	II	III	IV	V
Straight edge	Included				
Slanted edge	0	0	0	0	0

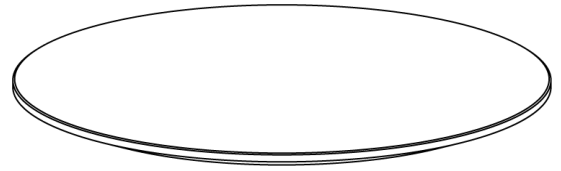
Other dimensions, wood types and treatment on demand.
03/2020 Typelist. Subject to alterations and errors.

ACCESSORY LAZY-SUZY LINOLEUM (Z_LAZY-SUZY-LINO)

Spinning wooden board with variability and comfort.

Standard coating: treatment with herbal oil or linoleum.
Solid wood boards full-length staved or linoleum.

Different linoleum colors for selection see order guidelines.



Length in	Width in	PRICE (EUR)				
		I	II	III	IV	V
23 5/8	23 5/8	0	0	0	0	0
27 1/2	27 1/2	0	0	0	0	0
31 1/2	31 1/2	0	0	0	0	0
35 3/8	35 3/8	0	0	0	0	0
39 3/8	39 3/8	0	0	0	0	0

	I	II	III	IV	V
Straight edge	Included				
Slanted edge	0	0	0	0	0

ACCESSORY MAINTENANCE SET (Z_Pflege)

Unlike lacquered wood, solid wood furniture with oiled surfaces absorbs dirt more quickly and dries out earlier. Therefore, cleaning and care has to be as gentle as possible.

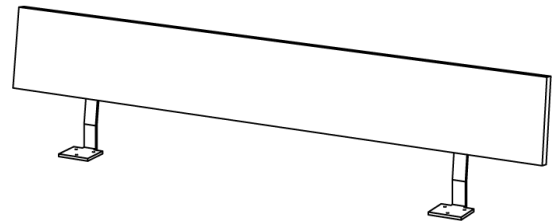
Suitable for allergy sufferers.

- Set-contents:
- 100 ml natural worktop oil LF
- 100 ml natural wood cleaner
- 1 x polishing cloth
- 1 x abrasive paper (320 grit)

Length in	Width in	PRICE (EUR)				
0	0	0	0	0	0	0

ACCESSORY BACKREST (Z_RL1)

Available for all bench models.
 Standard coating: treatment with herbal oil.
 Solid wood boards, full-length 2 3/4" – 3 1/2" width staved.
 Total backrest height: 13 3/4"
 Board 9 7/8" height



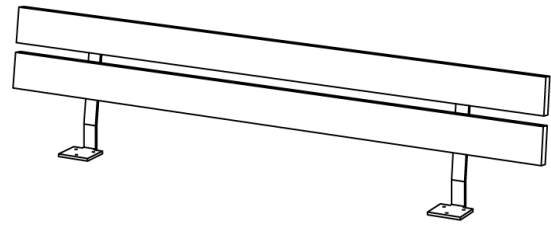
Length in	Thickness in	PRICE GROUPS (EUR)				
		I	II	III	IV	V
31 1/2	1 1/8	0	0	0	0	0
39 3/8	1 1/8	0	0	0	0	0
47 1/4	1 1/8	0	0	0	0	0
55 1/8	1 1/8	0	0	0	0	0
62	1 1/8	0	0	0	0	0
70 7/8	1 1/8	0	0	0	0	0
78 3/4	1 1/8	0	0	0	0	0
86 5/8	1 1/8	0	0	0	0	0
94 1/2	1 1/8	0	0	0	0	0
102 3/8	1 1/8	0	0	0	0	0
110 1/4	1 1/8	0	0	0	0	0

ACCESSORY BACKREST (Z_RL2)

Available for all bench models.

Standard coating: treatment with herbal oil.
Solid wood boards, full-length 2 3/4" – 3 1/2" width staved.



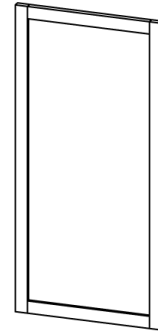
Total backrest height: 13 3/4"
Two boards each 4 1/2" height



Length in	Thickness in	PRICE GROUPS (EUR)				
		I	II	III	IV	V
31 1/2	1 1/8	O	O	O	O	O
39 3/8	1 1/8	O	O	O	O	O
47 1/4	1 1/8	O	O	O	O	O
55 1/8	1 1/8	O	O	O	O	O
62	1 1/8	O	O	O	O	O
70 7/8	1 1/8	O	O	O	O	O
78 3/4	1 1/8	O	O	O	O	O
86 5/8	1 1/8	O	O	O	O	O
94 1/2	1 1/8	O	O	O	O	O
102 3/8	1 1/8	O	O	O	O	O
110 1/4	1 1/8	O	O	O	O	O

ACCESSORY MIRROR (Z_Spiegel)

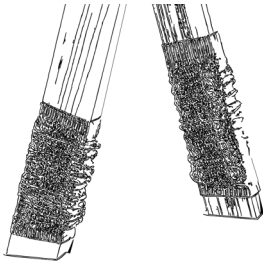
Solid wood frame 3 7/8" width.
 Wood thickness 1 1/8"
 Connection by mitre joint or butt joint in 2 variants.
 Standard coating: treatment with herbal oil.



Width in	Height in	PRICE GROUPS (EUR)				
		I	II	III	IV	V
27 1/2	55 1/8	0	0	0	0	0
35 3/8	78 3/4	0	0	0	0	0
47 1/4	86 5/8	0	0	0	0	0

ACCESSORY TABLE LEGWARMERS (Z_T-Stulpen)

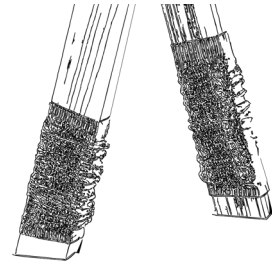
Four knitted white legwarmers
Other colors upon request



Length in	Width in	PRICE (EUR)				
0	0	0	0	0	0	0

ACCESSORY BENCH LEGWARMERS (Z_B-Stulpen)

Four knitted white legwarmers
Other colors upon request



Length in	Width in	PRICE (EUR)				
0	0	0	0	0	0	0

ACCESSORY TREE (Z_TREE)

Christmas Tree.

A Tree made out of natural oak. Turn the different pieces to your liking during Christmas or as a decorative piece throughout the year.

Wood choosable out of:

- Solid ash, white oiled
- Solid raw oak
- Solid oak, chalked

Width in	Height in	PRICE (EUR)				
33 1/2	62	0	0	0	0	0
47 1/4	78 3/4	0	0	0	0	0